ALLIED MACHINE & ENGINEERING

Holemaking Solutions for Today's Manufacturing

Drilling

Boring

Reaming

Burnishing

Thread Milling

THREADING

Solid Carbide and Insert Style Thread Mills

Specials

AccuThread™ 856 | AccuThread™ T3 |

ThreadMills USA

North America

Allied Machine
120 Deeds Drive
Dover, OH 44622
United States

Allied Machine
485 West 3rd Street
Dover, OH 44622
United States

ThreadMills USA™
4185 Crosstowne Ct #B
Evans, GA 30809
United States

Superion™
1285 S Patton St.
Xenia, OH 45385
United States

Europe

Allied Machine Europe
93 Vantage Point
Pensnett Estate
Kingswinford
West Midlands
DY6 7FR, United Kingdom

Wohlhaupter® GmbH
Maybachstrasse 4
Postfach 1264
72636 Frickenhausen
Germany

Asia

Wohlhaupter® India
B-23, 2nd Floor
B Block Community Centre
Janakpuri, New Delhi - 110058
India

Allied Machine & Engineering is a worldwide leader in holemaking and finishing solutions. We are committed to providing practical and dependable solutions to our customers through innovative designs and superior customer and technical support.

We continue to expand our product offering in order to provide new and different solutions. With Field Sales Engineers located around the world, we position ourselves to provide technical support on site, right at your spindle.

ALLIED MACHINE & ENGINEERING®

www.alliedmachine.com

ALLIED MACHINE & ENGINEERING

Holemaking Solutions for Today's Manufacturing

Threading Solutions

The Foundation

Since 1941, Allied Machine & Engineering has provided dependable and practical holemaking solutions to the world. What was once a small job shop in Ohio is now a worldwide leader in cutting tool technology. With three manufacturing facilities in Ohio, one in Georgia, another in Germany, and headquarters in both the United States and Europe, Allied Machine is positioned to bring innovative solutions and technical expertise directly to the customers' hands.

The Beginning

Harold E. Stokey founded Allied Machine & Engineering to aid the war effort, manufacturing taper bearing lock nuts for the production of M1 tanks. Years later, after a sales meeting gone wrong, Stokey possessed a warehouse stocked with spade drill inserts. He set forth into the industry that would become Allied Machine's thriving identity: holemaking.

The T-A®

When Harold's son, William H. Stokey, became the president and CEO, he developed the Throw Away, or T-A, spade drill insert system. The T-A revolutionized the holemaking industry, launching Allied Machine ahead of the competition. Since then, numerous innovations and advancements have been created from the T-A's inspiration.

The Innovation

Since the development of the T-A, Allied Machine has expanded its product offering to support a vast range of customer applications, including large diameter and deep hole drilling, boring, reaming, burnishing, porting, and threading.

The People

Allied Machine understands that high quality products are only one facet of success. Our customer support is crucial to what we do, and that's why we make sure the best engineers and customer service associates are in place to assist our customers around the world.

The Future

With over 75 years of experience, Allied Machine has encountered the challenges of growth and success. By investing in cutting edge technology and the brightest and sharpest minds, our knowledge and capabilities continue to expand and grow every day.

Steve Stokey
Executive Vice President

William H. Stokey
President and CEO

Mike Stokey
Executive Vice President

WOHLHAUPTER® ThreadMills USA SUPERION™ CRITERION™

Replaceable Insert Drills

- Reduce costs by decreasing set-up time and utilizing a single holder for the lives of multiple inserts
- Provide flexibility to quickly switch between inserts with different geometries
- Products:
  - **GEN3SYS® XT | GEN3SYS® XT Pro**
  - **Original T-A® | GEN2 T-A®**
  - **High Performance | Universal**

Indexable Insert Drills

- Protect your investment and reduce your inventory with replaceable cartridges that allow the same holder to be used repeatedly
- Indexable inserts increase productivity and tool life while reducing costs
- Products:
  - **4TEX™ Drill**
  - **Revolution Drill®**
  - **Opening Drill®**



Replaceable / Indexable Insert Drills

- Allow for higher spindle speeds and take advantage of the power curve on modern CNC machines
- Achieve maximum penetration rates in deep hole drilling applications
- Holders cover a range of sizes with the replaceable heads determining the cutting diameter
- Products:
  - **APX Drill**

Solid Carbide Drills

- Offer greater strength and stability when drilling tougher materials
- Available in diameters from 3mm - 20mm
- Can be made-to-order specifically for your application (Superion™ quoted specials)
  - **ASC 320®**
  - **Superion™**

Structural Steel Solutions

- Deliver outstanding performance and durability in structural steel applications
- Designed to produce optimal results in difficult-to-machine materials
- Available in multiple lengths and diameters
- T-A® style drills have different insert geometry options to improve performance depending on material
- Products:
  - **Original T-A® | GEN2 T-A®**
  - **GEN3SYS® XT Pro**

BTA (STS) Machining Solutions

- The internal ejection system flushes chips and debris from the hole with no interference to the cutting process
- Utilizes the advantages of the T-A® drill insert
- Designed to significantly increase penetration rates over brazed heads and traditional gun drills
- Products:
  - **BT-A Drill**

Hydraulic Port Contour Cutters

- Save significant time and money by performing four processes in one step
- Replaceable insert design reduces costs, inventory, and set-up times
- Available in 4 industry specifications:
  - Imperial: SAE J-1926
  - Metric: ISO 6149-1:2006
  - Military: SAE AS5202
  - John Deere: JDS-G173.1
- Products:
  - **AccuPort 432®**

4 IN 1

Enhanced Special Drilling Capabilities

- Allied Machine Engineers are available to meet with you to evaluate your application and recommend the best solution for you
- Special drilling solutions can incorporate advanced features such as adjustable diameter locations, multiple steps, additional coolant designs, special lengths and diameters, and more
- Special drills can drastically reduce your cost-per-hole and increase your overall productivity by eliminating multiple processes and increasing tool life

WOHLHAUPTER®
High Precision Boring Systems

- Designs available for high volume applications that increase rigidity to improve performance
- Versatile boring heads that are flexible with changing applications while maintaining excellent performance
- Provides high precision with absolute repeatability to ensure every part is held to tolerance
- Offers an industry leading modular shank connection that maintains rigidity and reduces inventory on your boring system
- Available with both digital and analog settings
- Products:
  - **Wohlhaupter® Boring Tools**

CRITERION™
Modular Boring Systems

- The modular capabilities are ideal for use across multiple different projects
- Offers versatile boring heads suitable for all job shops and tooling rooms
- Provides an economical solution for low volume and/or short-term production applications
- Offers both rough and finish boring solutions
- Products:
  - **Criterion™ Boring Tools**

S.C.A.M.I.®
Expandable Reaming Solutions

- Expandable cutting diameters accommodate for wear, which extends tool life
- Replaceable cutting heads and rings reduce waste and improve production time versus solid high speed steel and carbide reamers
- Hold tight tolerances to ensure processes are performed to accurate specifications
- Reduce tooling costs because many items are available for recondition
- Products:
  - **ALVAN® Reamers**

S.C.A.M.I.®
Roller Burnishing Solutions

- Produce excellent surface finishes
- Provide accurate size control
- Increase surface hardness
- Solutions for both through hole and blind hole applications
- Products:
  - **S.C.A.M.I.® Roller Burnishing Tools**



Solid Carbide Thread Mills

- Available with coolant through options
- Cover a wide range of thread forms
- Provide optimal solutions for both high production projects and short-run applications
- Products
  - **AccuThread™ 856**
  - **AccuThread™ T3**
  - **ThreadMills USA**

Replaceable Insert Thread Mills

- 3 insert lengths are available that cover a wide range of thread forms
- Holders can utilize inserts with different pitches and thread forms
- Repeatability is achieved by both the bolt-in style and the pin style locking systems
- Increase tool life by 25 - 50% with Allied Machine's AM210® coating
- Products
  - **AccuThread™ 856: Bolt-in Style**
  - **AccuThread™ 856: Pin Style**

SPECIAL CAPABILITIES

When it comes to designing and developing special solutions for customers, Allied Machine is the top choice. If your application requires special tooling, give us a call. Our engineered specials are developed by the brightest engineers in the industry. Most of our standard tooling can be altered as specials, or we can create entirely new concepts for particularly unique applications.

One special tooling solution is Insta-Quote™, the online system that allows you to design your own special tooling 24/7. Receive a quote and drawings within minutes just by following the steps.

And with the addition of Superion™ technology and capabilities, we can customize made-to-order solid carbide tools to achieve optimal results for your applications.

Whatever your application, Allied Machine has the answer.

Insta-Quote™

SUPERION™

Threading Solutions

Solid Carbide and Indexable Thread Mills | AccuThread™ 856 | ThreadMills USA

Any Thread, Any Time

Allied Machine's thread milling product line has developed into a comprehensive range of high precision tooling that offers outstanding productivity with exceptional levels of tool life and thread accuracy. The thread mill range covers both solid carbide and indexable replaceable insert tools with an extensive range of thread forms.

Our thread milling product line has been specifically designed to provide customers with a wide range of options. This is achieved by offering two thread mill ranges within our product lineup: the low cost, general production ThreadMills USA range, and the high performance, high productivity AccuThread™ range.

Online programmer available 24/7	Solid carbide and indexable insert styles	Large range of thread form options

Applicable Industries

Aerospace, Agriculture, Automotive, Firearms, General Machining, Medical, Oil & Gas, Renewable Energy, Tool, Mold & Die

Your safety and the safety of others is very important. This catalog contains important safety messages. Always read and follow all safety precautions.

This triangle is a safety hazard symbol. It alerts you to potential safety hazards that can cause tool failure and serious injury.

When you see this symbol in the catalog, look for a related safety message that may be near this triangle or referred to in the nearby text.

There are safety signal words also used in the catalog. Safety messages follow these words.

WARNING

WARNING (shown above) means that failure to follow the precautions in this message could result in tool failure and serious injury.

NOTICE means that failure to follow the precautions in this message could result in damage to the tool or machine but not result in personal injury.

NOTE and **IMPORTANT** are also used. These are important that you read and follow but are not safety-related.

Visit www.alliedmachine.com for the most up-to-date information and procedures.

Reference Icons
The following icons will appear throughout the catalog to help you navigate between products.

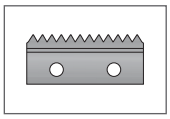

Bolt-in Style Inserts
Refers to the available bolt-in style thread mill insert options

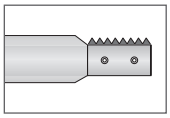

Bolt-in Style Insert Holders
Refers to the range of holder options available for bolt-in style inserts

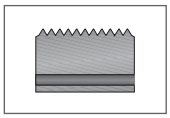

Pin Style Inserts
Refers to the available pin style thread mill insert options.

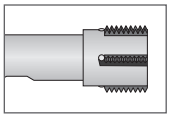

Pin Style Insert Holders
Refers to the range of holder options available for pin style inserts

Setup / Assembly Information
Detailed instructions and information regarding the corresponding part(s)

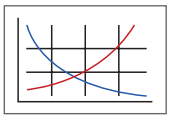

Recommended Cutting Data
Speed and feed recommendations for optimum and safe threading

Coolant Through Option
Indicates that the product is coolant through

Threading Solutions Contents

Introduction Information

Thread Mills Overview and Online Tools . . . . . 2 - 3

Solid Carbide Thread Mills

Product Overview 4
Port and Thread Finishing Kits 5
Product Nomenclature . . . . . 6 - 7
BSW Thread Form . . . . . 8 - 9
BSPT Thread Form 10
BSPP Thread Form 11
NPT Thread Form . . . . . 12 - 13
NPTF Thread Form . . . . . 14 - 15
NPS Thread Form 16
NPSF Thread Form 17
UN Thread Form . . . . . 18 - 25
ISO Thread Form . . . . . 26 - 29
UN Thread Form (AccuThread T3) . . . . . 30 - 31
ISO Thread Form (AccuThread T3) . . . . . 32 - 33

Indexable Thread Mills

Product Overview 34
Product Nomenclature 35
Bolt-in Style:
NPT / NPTF Thread Forms 36
BSPT / BSPP Thread Forms 37
UN Thread Form 38
UNJ Thread Form 39
ISO Thread Form 40
Holders 41
Pin Style:
NPT / NPTF / BSPT Thread Forms 42
BSPP / API-ROUND / ACME Thread Forms 43
UN Thread Form . . . . . 44 - 45
UNJ Thread Form 46
ISO Thread Form 47
Holders . . . . . 48 - 49

Recommended Cutting Data

Pre-Drill Information, Formulas and Recommended Pass Chart . . . . . 50 - 51
Solid Carbide: AccuThread™ 856 . . . . . 52 - 53
Solid Carbide: ThreadMills USA . . . . . 54 - 55
Solid Carbide: AccuThread™ T3 . . . . . 56 - 57
Indexable: AccuThread™ 856 . . . . . 58 - 61
Programming Guide . . . . . 62 - 63
AccuThread T3 Technical Guide 64
Troubleshooting Guide . . . . . 66 - 67

High Performance Threading Solutions

THREAD MILLING DONE *RIGHT*



Solid Carbide Thread Mills		Notes
AccuThread™ 856		• Allied Machine's proprietary AM210® coating yields a 25-50% increase in tool life over competitor products • Standard cutting lengths allow for multiple applications without the need for special thread mills • Helical flute offers increased strength and rigidity when cutting forces are applied
ThreadMills USA		• Helical flute offers increased strength and rigidity when cutting forces are applied • High quality for consistent, predictable production • Coolant through options available • TiAlN coating improves tool life versus uncoated tools
AccuThread™ T3		• Allied Machine's proprietary AM210® coating yields a 25-50% increase in tool life over competitor products • Standard cutting lengths allow for multiple applications without the need for special thread mills • Helical flute offers increased strength and rigidity when cutting forces are applied

Indexable Insert Thread Mills		Notes
AccuThread™ 856 Bolt-in Style		• Thread mill holders are manufactured from stainless steel that is engineered to dampen vibration during operation • Extensive range of thread forms with two thread lengths • Can produce left or right handed threads
AccuThread™ 856 Pin Style		• Patented pin style locking system ensures unsurpassed repeatability • Thread mill holders are manufactured from stainless steel that is engineered to dampen vibration during operation • Extensive range of thread forms with two thread lengths
AccuThread™ 856 Indexable Inserts	 Bolt-in Style Pin Style	• Full profiles present on all inserts allow 100% thread form against 65-75% for tapping • Allied Machine's premium carbide allows for extended tool life while providing high quality thread forms • Allied Machine's proprietary AM210® coating yields a 25-50% increase in tool life over competitor products

Online Tools

Insta-Code™

Find your thread mill. Create your program.

The all new software lets you choose the best thread mill product for your application and create the program code for your machine. Insta-Code is available as a PC download app (that can be used offline) and an online web app available 24/7 at www.alliedmachine.com/InstaCode.

Eliminate the wait. Get your program now.

Insta-Code also has a **Cycle Time Calculator**

Online Version

- Generates thread mill G-code programs
- Available online 24/7
- No log-in required
- No updates needed
- Easily share the program code
- Supported on all web browsers

Download Version

- Creates program code for multiple machine platforms
- Suggests a thread mill based on application details
- Provides estimated cycle time for improved production
- Available for use offline

Offline Version Updates

- Update your offline Insta-Code software
- Download the updated .zip file, then transfer to the offline computer. Click "check for update" in your Insta-Code software and navigate to the downloaded .zip file
- This allows you to keep all your saved programs

1. Download and open **Allied_Machine_Insta-Code.zip**
2. Click on **setup.exe** to install the program
3. **One click updates** are available for online computers

Supported on all Windows OS

www.alliedmachine.com/InstaCode

Solid Carbide Styles and Thread Forms

Straight BSW	Helical BSPP, NPS, NPSF, UN, ISO	Taper Helical BSPT, NPT, NPTF	Helical (3-Tooth Style) UN, ISO
 AccuThread™ 856	 AccuThread™ 856	 AccuThread™ 856	 AccuThread™ T3
 ThreadMills USA™ (coolant and non-coolant)	 ThreadMills USA™ (coolant and non-coolant)	 ThreadMills USA™ (coolant and non-coolant)	

AccuThread™ T3

Left Hand Cutting

The tool continues to climb mill while it moves from top to bottom

▶ ***Advantage***

Improves tool life and produces a precise thread form

AM210® Coating

Multi-layer PVD coating

▶ ***Advantage***

Improves cycle times and tool life

3 Cutting Teeth

The tool cuts minimal threads at once and reduces side deflection

▶ ***Advantage***

Cuts harder materials, and produces deeper threads than a standard thread mill

Additional Information

- Available in UN and ISO thread forms
- Available in imperial and metric shanks
- Available in 2xD and 3xD lengths

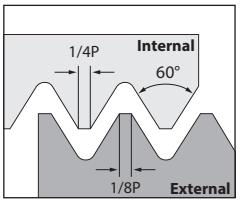

UN Thread Form

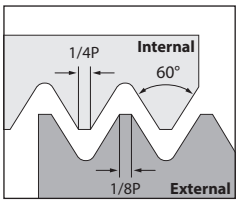

ISO Thread Form

Port and Thread Finishing Kits

WE HAVE A KIT FOR THAT

Kits aren't for everyone, but if you work on different projects from day to day, you need to ***be prepared for the work tomorrow will bring.***

The Complete Package

Producing fully finished threaded hydraulic ports has never been easier. The Port and Thread Finishing Kit includes the AccuPort 432® port contour cutter with a dedicated AccuThread 856 solid carbide thread mill in a single kit. You also receive the T-A® inserts and port form inserts needed to complete the assembly.

Port kits incorporate the AccuThread 856 solid carbide thread mills to increase the manufacturing flexibility by allowing hydraulic ports to be produced in just two operations. In addition, where a unique port profile is required, Allied Machine provides a dedicated special tooling solution using our extensive tool design and manufacturing experience to meet precise specifications.

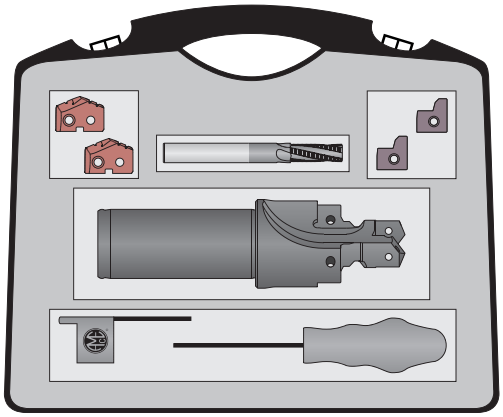

NOTE: See Section A92 of our product catalog for the complete list of Port and Thread Finishing Kits.

One Tool, FOUR Operations

4 IN 1

NOTE: See Section A92 of our product catalog for full AccuPort 432 product line information.

Product Nomenclature

AccuThread™ 856 Solid Carbide Thread Mills

TM	U	K	0250	–	20	M
1	2	3	4		5	6

1. Thread Mill	2. Thread Class	3. Coating	4. Min Thread Diameter	5. Thread Pitch	6. Shank
TM = Standard	**U** = UN	**K** = AM210®	**0250** = 1/4 (English)	**20** = UN 20 TPI	**Blank** = Imperial
HDTM = Heavy duty	**N** = NPT, NPTF	**U** = Uncoated	**0008** = #8 (Number Drill)	**075** = ISO 0.75	**M** = Metric
TW = Weldon flat	**B** = BSPP, BSPT, BSW		**0450** = M4.5 (ISO)	**NPT** = All pipe threads will show thread form	
	M = ISO				
	A = AccuPort® specific				

ThreadMills USA Solid Carbide Thread Mills

TM	250	20	CH	M
1	2	3	4	5

1. Thread Mill	2. Min Thread Diameter	3. Thread Pitch	4. Optional	5. Shank
TM = TiAlN	**250** = 1/4 (English)	**20** = UN 20 TPI	**CH** = Coolant hole	**Blank** = Imperial
TMFT = Uncoated	**08** = #8 (Number Drill)	**075** = ISO 0.75	**DE** = Double end	**M** = Metric
HDTM = Heavy duty	**45** = M4.5 (ISO)	**NPT** = All pipe threads will show thread form	**NPT** = All pipe threads will show thread form	
HDTMFT = Heavy duty uncoated				

Reference Key

Symbol	Attribute
D_1	Maximum cutter diameter
D_2	Shank diameter
L_1	Overall length
L_6	Length of cut

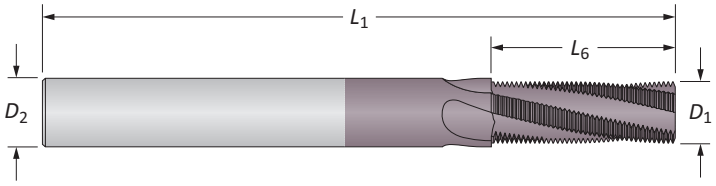

Product Nomenclature

AccuThread T3 Solid Carbide Thread Mills

TM	073	64	M	–	3T	2X
1	2	3	4		5	6

1. Thread Mill	2. Min Thread Diameter	3. Pitch	4. Shank	5. Style	6. Depth to Diameter Ratio
TM = Standard	**250** = 1/4 (English) **45** = M4.5 (Metric)	**20** = UN 20 TPI **075** = Metric 0.75	**Blank** = Imperial **M** = Metric	**3T** = 3 tooth	**2X** = 2xD **3X** = 3xD

Reference Key

Symbol	Attribute
D_1	Maximum cutter diameter
D_2	Shank diameter
D_3	Undercut diameter
L_1	Overall length
L_6	Length of cut

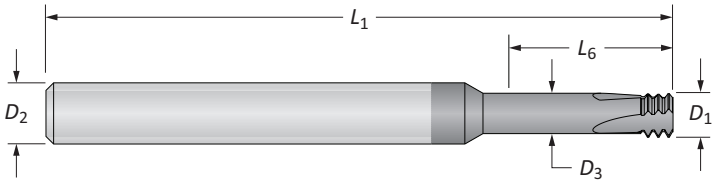

Solid Carbide Thread Mills

BSW | Non-Coolant

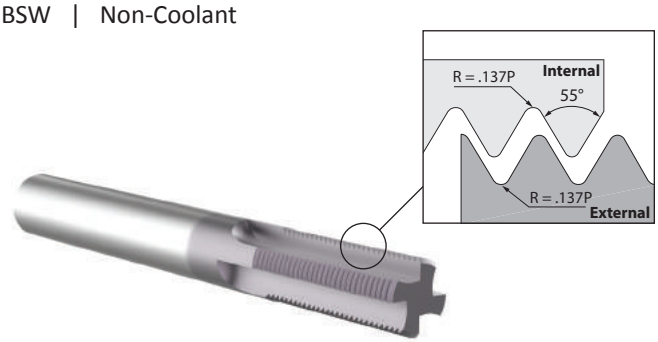

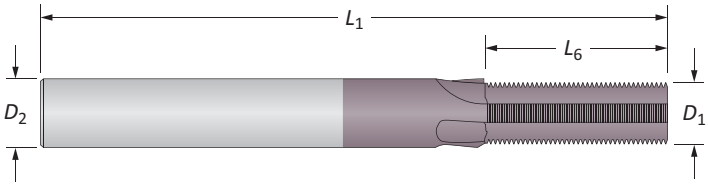

BSW | Non-Coolant

	TPI (Pitch)	Min Thread Ø	Flutes	Thread Mill D_1	D_2	L_6	L_1	Part No. ThreadMills USA	AccuThread™ 856
	20	1/4	3	0.177	0.250	0.400	2.500	**TM20BSW**	–
	18	5/16	3	0.197	0.250	0.445	2.500	**TM18BSW**	–
	16	3/8	5	0.276	0.312	0.563	3.000	**TM16BSW**	–
	14	7/16	5	0.311	0.312	0.715	3.000	**TM14BSW**	–
i	12	1/2	5	0.354	0.375	0.750	3.500	**TM12BSW**	–
	11	5/8	5	0.468	0.500	0.910	3.500	**TM11BSW**	–
	10	3/4	5	0.468	0.500	1.100	3.500	**TM10BSW**	–
	9	7/8	6	0.620	0.625	1.112	4.000	**TM9BSW**	–
	8	1	6	0.620	0.625	1.375	4.000	**TM8BSW**	–
	20	1/4	3	4.50	6.00	10.16	58.00	**TM20BSWM**	**TMBK0250-20M**
	18	5/16	3	5.00	6.00	11.29	58.00	**TM18BSWM**	**TMBK0312-18M**
	16	3/8	5	7.00	8.00	14.29	64.00	**TM16BSWM**	**TMBK0375-16M**
	14	7/16	5	7.90	8.00	18.15	64.00	**TM14BSWM**	**TMBK0437-14M**
m	12	1/2	5	9.00	10.00	19.10	73.00	**TM12BSWM**	**TMBK0500-12M**
	11	5/8	5	11.90	12.00	23.10	84.00	**TM11BSWM**	**TMBK0625-11M**
	10	3/4	5	11.90	12.00	27.94	84.00	**TM10BSWM**	**TMBK0750-10M**
	9	7/8	6	15.90	16.00	28.23	93.00	**TM9BSWM**	**TMBK0875-9M**
	8	1	6	15.90	16.00	34.94	93.00	**TM8BSWM**	**TMBK1000-8M**

E: 52 - 55

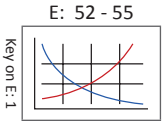

E: 4

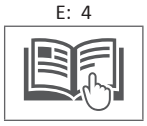

Weldon Flat

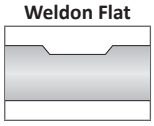

To order a thread mill with a Weldon flat, replace the leading TM designator with TW (available for inch shanks 3/8 and above, or metric shanks 6mm and above)
Example: Cylindrical shank = **TM**NK0500-NPT | Weldon shank flat = **TW**NK0500-NPT
NOTE: Weldon flats have a minimum order quantity of 2 pieces

i = Imperial (in)
m = Metric (mm)

Solid Carbide Thread Mills

BSW | Coolant Through

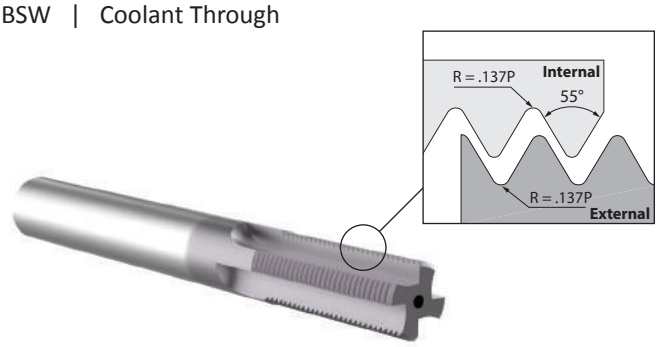

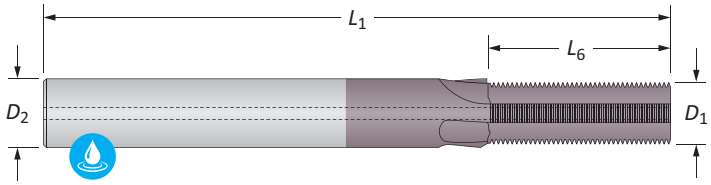

BSW | Coolant Through

	TPI (Pitch)	Min Thread Ø	Flutes	Thread Mill D_1	D_2	L_6	L_1	Part No. ThreadMills USA
i	20	1/4	3	0.177	0.250	0.400	2.375	**TM20BSWCH**
	18	5/16	3	0.197	0.250	0.445	2.375	**TM18BSWCH**
	16	3/8	5	0.276	0.312	0.563	3.000	**TM16BSWCH**
	14	7/16	5	0.311	0.312	0.715	3.000	**TM14BSWCH**
	12	1/2	5	0.354	0.375	0.750	3.000	**TM12BSWCH**
	11	5/8	5	0.468	0.500	0.910	3.500	**TM11BSWCH**
	10	3/4	5	0.468	0.500	1.100	3.500	**TM10BSWCH**
	9	7/8	6	0.620	0.625	1.112	4.000	**TM9BSWCH**
	8	1	6	0.620	0.625	1.375	4.000	**TM8BSWCH**
m	20	1/4	3	4.50	6.00	10.16	58.00	**TM20BSWCHM**
	18	5/16	3	5.00	6.00	11.29	58.00	**TM18BSWCHM**
	16	3/8	5	7.00	8.00	14.29	64.00	**TM16BSWCHM**
	14	7/16	5	7.90	8.00	18.15	64.00	**TM14BSWCHM**
	12	1/2	5	9.00	10.00	19.10	84.00	**TM12BSWCHM**
	11	5/8	5	11.90	12.00	23.10	84.00	**TM11BSWCHM**
	10	3/4	5	11.90	12.00	27.94	84.00	**TM10BSWCHM**
	9	7/8	6	15.90	16.00	28.23	93.00	**TM9BSWCHM**
	8	1	6	15.90	16.00	34.94	93.00	**TM8BSWCHM**

E: 52 - 55
Key on E: 1

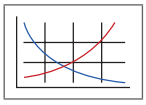

E: 4

Weldon Flat

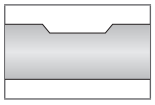

To order a thread mill with a Weldon flat, replace the leading TM designator with TW (available for inch shanks 3/8 and above, or metric shanks 6mm and above)
Example: Cylindrical shank = **TM**NK0500-NPT | Weldon shank flat = **TW**NK0500-NPT
NOTE: Weldon flats have a minimum order quantity of 2 pieces

i = Imperial (in)
m = Metric (mm)

A DRILLING
B BORING
C REAMING
D BURNISHING
E THREADING
X SPECIALS

Solid Carbide Thread Mills

BSPT

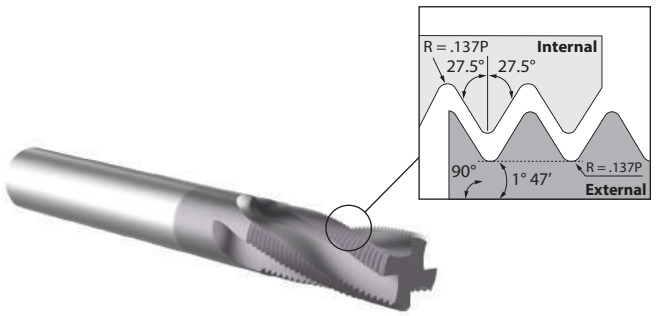

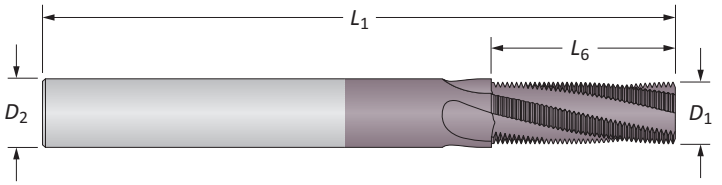

BSPT | Non-Coolant

	TPI (Pitch)	Min Thread Ø	Flutes	Thread Mill D_1	D_2	L_6	L_1	Part No. ThreadMills USA	AccuThread™ 856
i	28	1/16 and 1/8	3	0.240	0.250	0.393	2.500	**TM28BSPT**	–
	19	1/4 and 3/8	4	0.310	0.312	0.580	3.000	**TM19BSPT**	–
	14	1/2 and 3/4	4	0.470	0.500	0.787	3.500	**TM14BSPT**	–
	11	1	4	0.620	0.625	1.546	4.000	**TM11BSPT**	–
m	28	1/16 and 1/8	3	5.97	6.00	9.98	58.00	**TM28BSPTM**	**TMBK0063-BSPTM**
	19	1/4 and 3/8	4	9.91	10.00	14.73	73.00	**TM19BSPTM**	**TMBK0250-BSPTM**
	14	1/2 and 3/4	4	11.94	12.00	20.00	84.00	**TM14BSPTM**	**TMBK0500-BSPTM**
	11	1	4	15.75	16.00	32.31	93.00	**TM11BSPTM**	**TMBK1000-BSPTM**

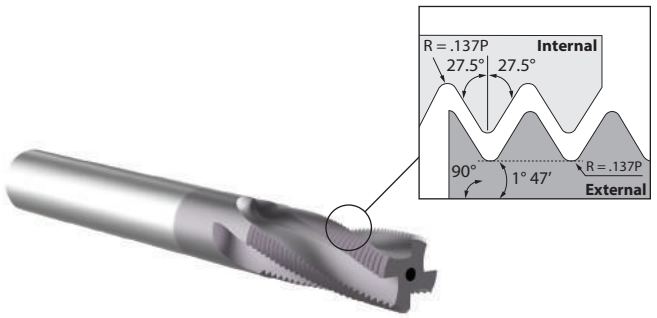

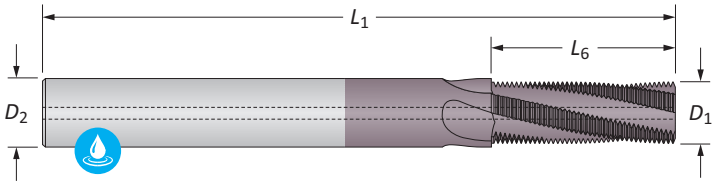

BSPT | Coolant Through

	TPI (Pitch)	Min Thread Ø	Flutes	Thread Mill D_1	D_2	L_6	L_1	Part No. ThreadMills USA
i	28	1/16 and 1/8	3	0.240	0.250	0.393	2.375	**TM28BSPTCH**
	19	1/4 and 3/8	4	0.310	0.312	0.580	3.000	**TM19BSPTCH**
	14	1/2 and 3/4	4	0.470	0.500	0.787	3.500	**TM14BSPTCH**
	11	1	4	0.620	0.625	1.546	4.000	**TM11BSPTCH**
m	28	1/16 and 1/8	3	5.97	6.00	9.98	58.00	**TM28BSPTCHM**
	19	1/4 and 3/8	4	9.91	10.00	14.73	84.00	**TM19BSPTCHM**
	14	1/2 and 3/4	4	11.94	12.00	20.00	84.00	**TM14BSPTCHM**
	11	1	4	15.75	16.00	32.31	93.00	**TM11BSPTCHM**

E: 52 - 55

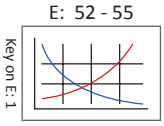

E: 4

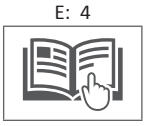

Weldon Flat

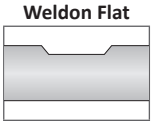

To order a thread mill with a Weldon flat, replace the leading TM designator with TW (available for inch shanks 3/8 and above, or metric shanks 6mm and above)
Example: Cylindrical shank = **TM**NK0500-NPT | Weldon shank flat = **TW**NK0500-NPT
NOTE: Weldon flats have a minimum order quantity of 2 pieces

i = Imperial (in)
m = Metric (mm)

Solid Carbide Thread Mills

BSPP

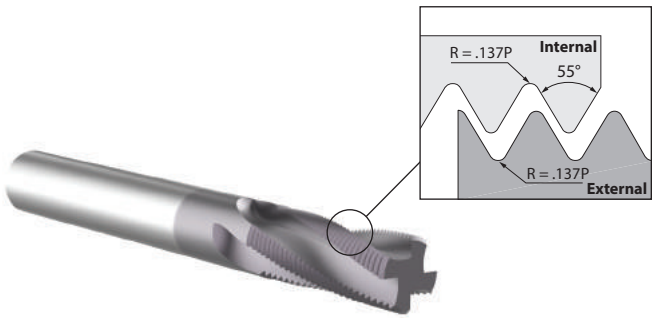

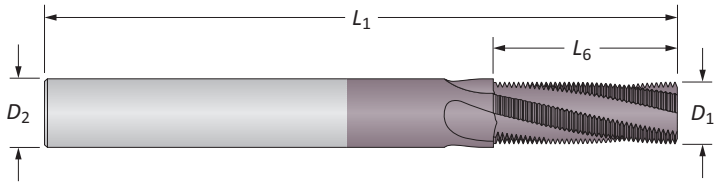

BSPP | Non-Coolant

	TPI (Pitch)	Min Thread Ø	Flutes	Thread Mill D_1	D_2	L_6	L_1	Part No. ThreadMills USA	AccuThread™ 856
i	28	1/16 and 1/8	3	0.240	0.250	0.572	2.500	**TM28BSPP**	–
	19	1/4 and 3/8	4	0.310	0.312	0.737	3.000	**TM19BSPP**	–
	14	1/2 and 3/4	4	0.470	0.500	1.143	3.500	**TM14BSPP**	–
	11	1	4	0.620	0.625	1.365	4.000	**TM11BSPP**	–
m	28	1/16 and 1/8	3	5.97	6.00	14.53	58.00	**TM28BSPPM**	**TMBK0063-BSPPM**
	19	1/4 and 3/8	4	9.91	10.00	18.72	73.00	**TM19BSPPM**	**TMBK0250-BSPPM**
	19	3/8	4	11.94	12.00	28.41	84.00	**HDTM19BSPPM**	–
	14	1/2 and 3/4	4	11.94	12.00	29.03	84.00	**TM14BSPPM**	**TMBK0500-BSPPM**
	14	3/4	5	15.75	16.00	34.47	93.00	**HDTM14BSPPM**	–
	11	1	4	15.75	16.00	34.67	93.00	**TM11BSPPM**	**TMBK1000-BSPPM**

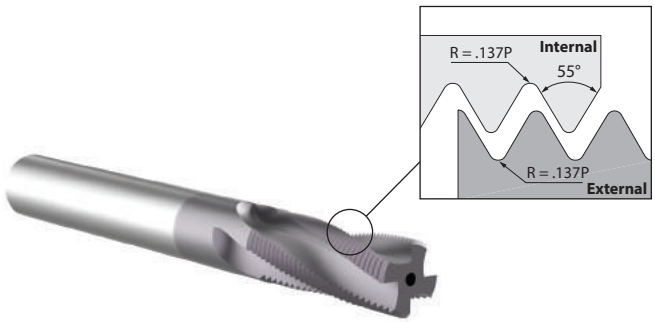

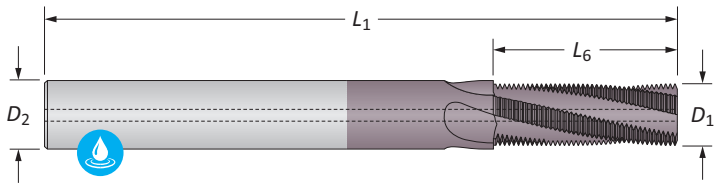

BSPP | Coolant Through

	TPI (Pitch)	Min Thread Ø	Flutes	Thread Mill D_1	D_2	L_6	L_1	Part No. ThreadMills USA
i	28	1/16 and 1/8	3	0.240	0.250	0.572	2.375	**TM28BSPPCH**
	19	1/4 and 3/8	4	0.310	0.312	0.737	3.000	**TM19BSPPCH**
	14	1/2 and 3/4	4	0.470	0.500	1.143	3.500	**TM14BSPPCH**
	11	1	4	0.620	0.625	1.365	4.000	**TM11BSPPCH**
m	28	1/16 and 1/8	3	5.97	6.00	14.53	58.00	**TM28BSPPCHM**
	19	1/4 and 3/8	4	9.91	10.00	18.72	84.00	**TM19BSPPCHM**
	14	1/2 and 3/4	4	11.94	12.00	29.03	84.00	**TM14BSPPCHM**
	11	1	4	15.75	16.00	34.67	93.00	**TM11BSPPCHM**

E: 52 - 55

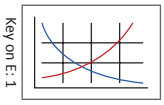

E: 4

Weldon Flat

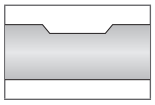

To order a thread mill with a Weldon flat, replace the leading TM designator with TW (available for inch shanks 3/8 and above, or metric shanks 6mm and above)
Example: Cylindrical shank = **TM**NK0500-NPT | Weldon shank flat = **TW**NK0500-NPT
NOTE: Weldon flats have a minimum order quantity of 2 pieces

i = Imperial (in)
m = Metric (mm)

A DRILLING
B BORING
C REAMING
D BURNISHING
E THREADING
X SPECIALS

Solid Carbide Thread Mills

NPT | Non-Coolant

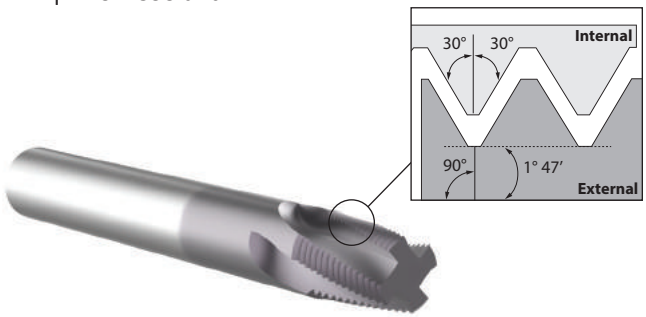

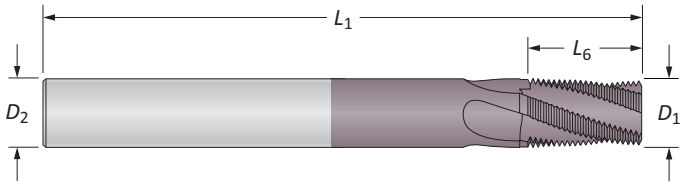

NPT | Non-Coolant

	TPI (Pitch)	Min Thread Ø	Flutes	Thread Mill D_1	D_2	L_6	L_1	Part No. ThreadMills USA	AccuThread™ 856
	27	1/16 and 1/8	3	0.245	0.250	0.437	2.500	**TM27NPT**	**TMNK0063-NPT**
	27	1/8	4	0.300	0.312	0.482	3.000	**HDTM27NPT**	**HDTMNK0125-NPT**
	18	1/4 and 3/8	4	0.305	0.312	0.625	3.000	**TM18NPT**	**TMNK0250-NPT**
	18	1/4 and 3/8	4	0.363	0.375	0.680	3.500	**HDTM18NPT**	**HDTMNK0250-NPT**
i	14	1/2 and 3/4	4	0.495	0.500	0.875	3.500	**TM14NPT**	**TMNK0500-NPT**
	14	3/4	4	0.620	0.625	1.000	4.000	**HDTM14NPT**	**HDTMNK0750-NPT**
	11.5	1	4	0.620	0.625	1.125	4.000	**TM11NPT**	**TMNK1000-NPT**
	11.5	1	5	0.745	0.750	1.219	4.000	**HDTM11NPT**	**HDTMNK1000-NPT**
	8	2-1/2	4	0.745	0.750	1.500	5.000	**TM8NPT**	**TMNK2500-NPT**
	27	1/16 and 1/8	3	5.95	6.00	11.30	58.00	**TM27NPTM**	**TMNK0063-NPTM**
	27	1/8	4	7.62	8.00	12.25	64.00	**HDTM27NPTM**	**–**
	18	1/4 and 3/8	4	7.75	8.00	15.70	64.00	**TM18NPTM**	**TMNK0250-NPTM**
	18	1/4 and 3/8	4	9.22	10.00	17.25	84.00	**HDTM18NPTM**	**–**
m	14	1/2 and 3/4	4	11.95	12.00	23.70	84.00	**TM14NPTM**	**TMNK0500-NPTM**
	14	3/4	4	15.75	16.00	25.40	93.00	**HDTM14NPTM**	**–**
	11.5	1	4	15.75	16.00	28.75	93.00	**TM11NPTM**	**TMNK1000-NPTM**
	11.5	1	5	18.92	20.00	30.95	105.00	**HDTM11NPTM**	**–**
	8	2-1/2	5	19.75	20.00	38.10	115.00	**TM8NPTM**	**TMNK2500-NPTM**

E: 52 - 55
Key on E: 1

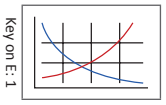

E: 4

Weldon Flat

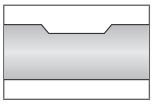

To order a thread mill with a Weldon flat, replace the leading TM designator with TW (available for inch shanks 3/8 and above, or metric shanks 6mm and above)
Example: Cylindrical shank = **TM**NK0500-NPT | Weldon shank flat = **TW**NK0500-NPT
NOTE: Weldon flats have a minimum order quantity of 2 pieces

i = Imperial (in)
m = Metric (mm)

Solid Carbide Thread Mills

NPT | Coolant Through

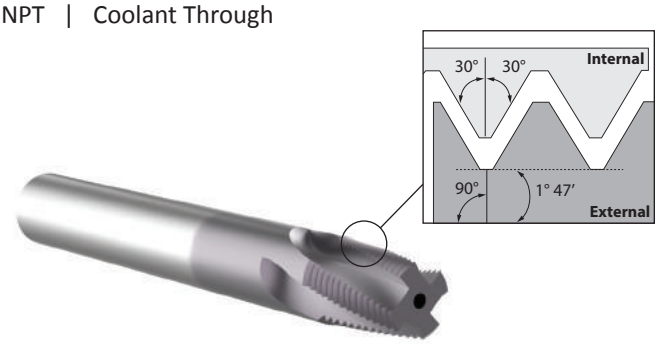

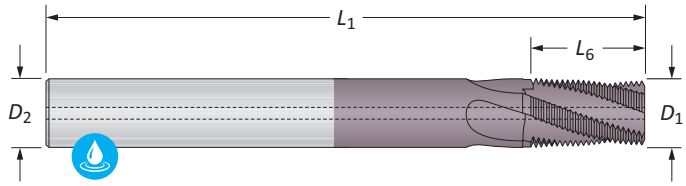

NPT | Coolant Through

	TPI (Pitch)	Min Thread Ø	Flutes	Thread Mill D_1	D_2	L_6	L_1	Part No. ThreadMills USA
i	27	1/16 and 1/8	3	0.245	0.250	0.437	2.375	**TM27NPTCH**
	27	1/8	4	0.300	0.312	0.482	3.000	**HDTM27NPTCH**
	18	1/4 and 3/8	4	0.305	0.312	0.625	3.000	**TM18NPTCH**
	18	1/4 and 3/8	4	0.363	0.375	0.680	3.000	**HDTM18NPTCH**
	14	1/2 and 3/4	4	0.495	0.500	0.875	3.500	**TM14NPTCH**
	14	3/4	4	0.620	0.625	1.000	4.000	**HDTM14NPTCH**
	11.5	1	4	0.620	0.625	1.125	4.000	**TM11NPTCH**
	11	1	5	0.745	0.750	1.219	4.000	**HDTM11NPTCH**
	8	2-1/2	4	0.745	0.750	1.500	5.000	**TM8NPTCH**
m	27	1/16 and 1/8	3	5.95	6.00	11.30	58.00	**TM27NPTCHM**
	27	1/8	4	7.62	8.00	12.25	64.00	**HDTM27NPTCHM**
	18	1/4 and 3/8	4	7.75	8.00	15.70	64.00	**TM18NPTCHM**
	18	1/4 and 3/8	4	9.22	10.00	17.25	84.00	**HDTM18NPTCHM**
	14	1/2 and 3/4	4	11.95	12.00	23.70	84.00	**TM14NPTCHM**
	14	3/4	4	15.75	16.00	25.40	93.00	**HDTM14NPTCHM**
	11.5	1	4	15.75	16.00	28.75	93.00	**TM11NPTCHM**
	11.5	1	5	18.92	20.00	30.95	105.00	**HDTM11NPTCHM**
	8	2-1/2	5	19.75	20.00	38.10	115.00	**TM8NPTCHM**

E: 52 - 55
Key on E: 1

E: 4

Weldon Flat

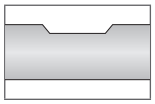

To order a thread mill with a Weldon flat, replace the leading TM designator with TW (available for inch shanks 3/8 and above, or metric shanks 6mm and above)
Example: Cylindrical shank = **TM**NK0500-NPT | Weldon shank flat = **TW**NK0500-NPT
NOTE: Weldon flats have a minimum order quantity of 2 pieces

i = Imperial (in)
m = Metric (mm)

A DRILLING
B BORING
C REAMING
D BURNISHING
E THREADING
X SPECIALS

Solid Carbide Thread Mills

NPTF | Non-Coolant

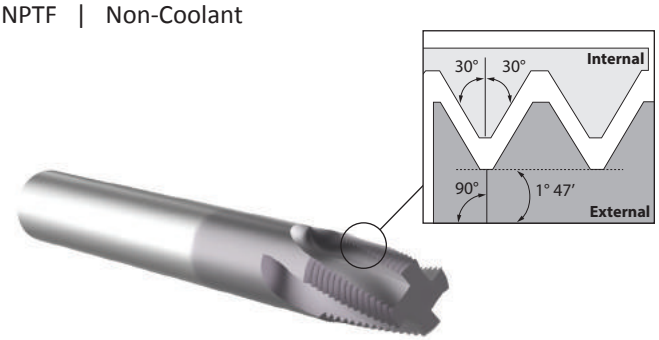

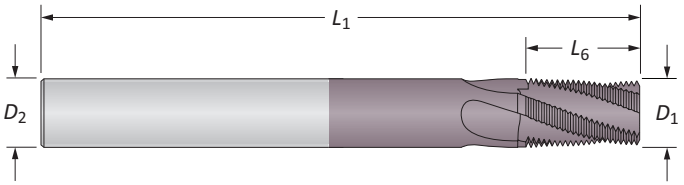

NPTF | Non-Coolant

	TPI (Pitch)	Min Thread Ø	Flutes	Thread Mill D_1	D_2	L_6	L_1	Part No. ThreadMills USA	AccuThread™ 856
i	27	1/16 and 1/8	3	0.245	0.250	0.437	2.500	**TM27NPTF**	**TMNK0063-NPTF**
	18	1/4 and 3/8	4	0.305	0.312	0.625	3.000	**TM18NPTF**	**TMNK0250-NPTF**
	14	1/2 and 3/4	4	0.495	0.500	0.875	3.500	**TM14NPTF**	**TMNK0500-NPTF**
	11.5	1	4	0.620	0.625	1.125	4.000	**TM11NPTF**	**TMNK1000-NPTF**
	8	2-1/2	4	0.745	0.750	1.500	5.000	**TM8NPTF**	**TMNK2500-NPTF**
m	27	1/16 and 1/8	3	5.95	6.00	11.30	58.00	**TM27NPTFM**	**TMNK0063-NPTFM**
	18	1/4 and 3/8	4	7.75	8.00	15.70	64.00	**TM18NPTFM**	**TMNK0250-NPTFM**
	14	1/2 and 3/4	4	11.95	12.00	23.70	84.00	**TM14NPTFM**	**TMNK0500-NPTFM**
	11.5	1	4	15.75	16.00	28.75	93.00	**TM11NPTFM**	**TMNK1000-NPTFM**
	8	2-1/2	5	19.75	20.00	38.10	115.00	**TM8NPTFM**	**TMNK2500-NPTFM**

E: 52 - 55
Key on E: 1

E: 4

Weldon Flat

To order a thread mill with a Weldon flat, replace the leading TM designator with TW (available for inch shanks 3/8 and above, or metric shanks 6mm and above)
Example: Cylindrical shank = **TM**NK0500-NPT | Weldon shank flat = **TW**NK0500-NPT
NOTE: Weldon flats have a minimum order quantity of 2 pieces

i = Imperial (in)
m = Metric (mm)

Solid Carbide Thread Mills

NPTF | Coolant Through

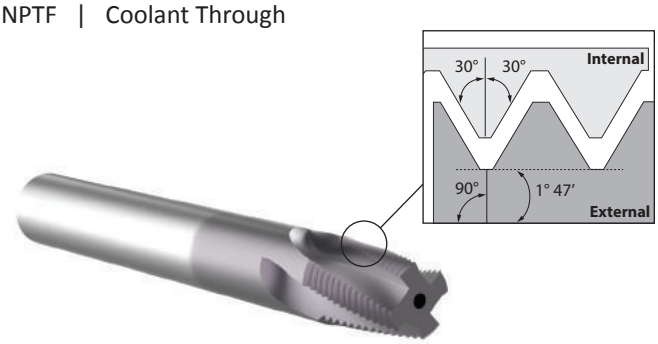

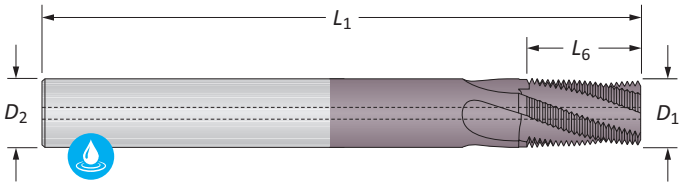

NPTF | Coolant Through

	TPI (Pitch)	Min Thread Ø	Flutes	Thread Mill D_1	D_2	L_6	L_1	Part No. ThreadMills USA
i	27	1/16 and 1/8	3	0.245	0.250	0.437	2.375	**TM27NPTFCH**
	18	1/4 and 3/8	4	0.305	0.312	0.625	3.000	**TM18NPTFCH**
	14	1/2 and 3/4	4	0.495	0.500	0.875	3.500	**TM14NPTFCH**
	11.5	1	4	0.620	0.625	1.125	4.000	**TM11NPTFCH**
	8	2-1/2	4	0.745	0.750	1.500	5.000	**TM8NPTFCH**
m	27	1/16 and 1/8	3	5.95	6.00	11.30	58.00	**TM27NPTFCHM**
	18	1/4 and 3/8	4	7.75	8.00	15.70	64.00	**TM18NPTFCHM**
	14	1/2 and 3/4	4	11.95	12.00	23.70	84.00	**TM14NPTFCHM**
	11.5	1	4	15.75	16.00	28.75	93.00	**TM11NPTFCHM**
	8	2-1/2	5	19.75	20.00	38.10	115.00	**TM8NPTFCHM**

E: 52 - 55
Key on E: 1

E: 4

Weldon Flat

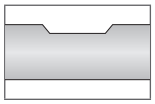

To order a thread mill with a Weldon flat, replace the leading TM designator with TW (available for inch shanks 3/8 and above, or metric shanks 6mm and above)
Example: Cylindrical shank = **TM**NK0500-NPT | Weldon shank flat = **TW**NK0500-NPT
NOTE: Weldon flats have a minimum order quantity of 2 pieces

i = Imperial (in)
m = Metric (mm)

A DRILLING
B BORING
C REAMING
D BURNISHING
E THREADING
X SPECIALS

Solid Carbide Thread Mills

NPS

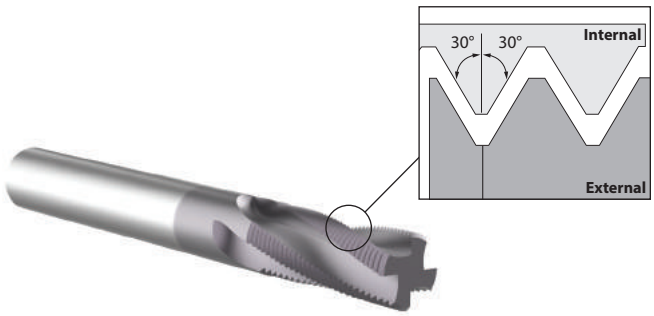

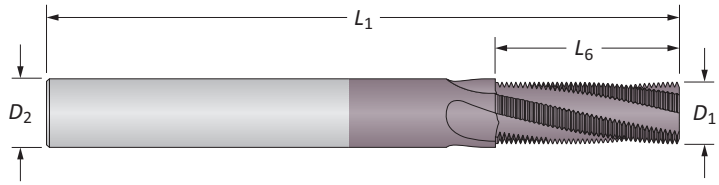

NPS | Non-Coolant

	TPI (Pitch)	Min Thread Ø	Flutes	Thread Mill D_1	D_2	L_6	L_1	Part No. ThreadMills USA
i	27	1/8	3	0.245	0.250	0.630	2.500	**TM27NPS**
	18	1/4 and 3/8	4	0.370	0.375	0.889	3.500	**TM18NPS**
	14	1/2 and 3/4	4	0.490	0.500	1.288	3.500	**TM14NPS**
	11.5	1	4	0.620	0.625	1.392	4.000	**TM11NPS**
m	27	1/8	3	5.95	6.00	16.00	58.00	**TM27NPSM**
	18	1/4 and 3/8	4	9.40	10.00	22.60	84.00	**TM18NPSM**
	14	1/2 and 3/4	4	11.94	12.00	32.70	84.00	**TM14NPSM**
	11.5	1	4	15.75	16.00	35.35	93.00	**TM11NPSM**

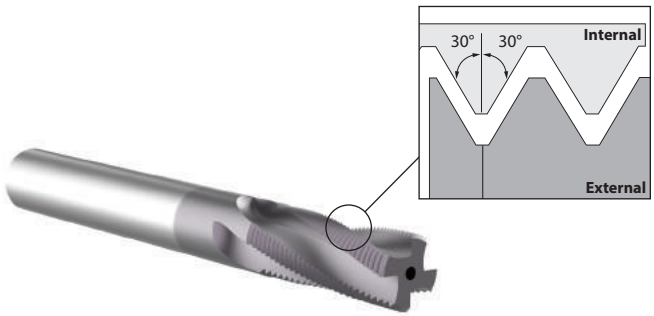

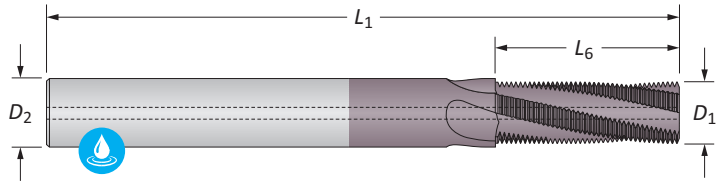

NPS | Coolant Through

	TPI (Pitch)	Min Thread Ø	Flutes	Thread Mill D_1	D_2	L_6	L_1	Part No. ThreadMills USA
i	27	1/8	3	0.245	0.250	0.630	2.375	**TM27NPSCH**
	18	1/4 and 3/8	4	0.370	0.375	0.889	3.000	**TM18NPSCH**
	14	1/2 and 3/4	4	0.490	0.500	1.288	3.500	**TM14NPSCH**
	11.5	1	4	0.620	0.625	1.392	4.000	**TM11NPSCH**
m	27	1/8	3	5.95	6.00	16.00	58.00	**TM27NPSCHM**
	18	1/4 and 3/8	4	9.40	10.00	22.60	84.00	**TM18NPSCHM**
	14	1/2 and 3/4	4	11.94	12.00	32.70	84.00	**TM14NPSCHM**
	11.5	1	4	15.75	16.00	35.35	93.00	**TM11NPSCHM**

E: 52 - 55
Key on E: 1

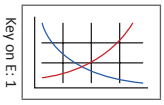

E: 4

Weldon Flat

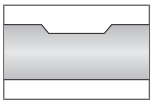

To order a thread mill with a Weldon flat, replace the leading TM designator with TW (available for inch shanks 3/8 and above, or metric shanks 6mm and above)
Example: Cylindrical shank = **TM**NK0500-NPT | Weldon shank flat = **TW**NK0500-NPT
NOTE: Weldon flats have a minimum order quantity of 2 pieces

i = Imperial (in)
m = Metric (mm)

Solid Carbide Thread Mills

NPSF

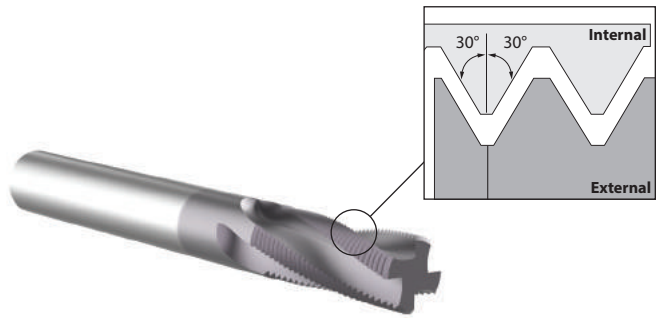

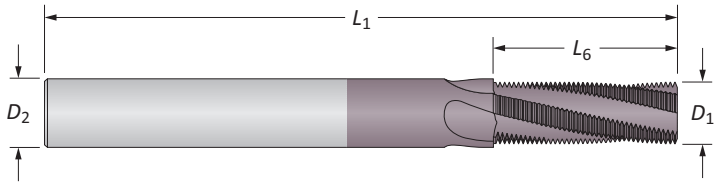

NPSF | Non-Coolant

	TPI (Pitch)	Min Thread Ø	Flutes	Thread Mill D_1	D_2	L_6	L_1	Part No. ThreadMills USA
i	27	1/8	3	0.245	0.250	0.630	2.500	**TM27NPSF**
	18	1/4 and 3/8	4	0.370	0.375	0.889	3.500	**TM18NPSF**
	14	1/2 and 3/4	4	0.490	0.500	1.288	3.500	**TM14NPSF**
	11.5	1	4	0.620	0.625	1.392	4.000	**TM11NPSF**
m	27	1/8	3	5.95	6.00	16.00	58.00	**TM27NPSFM**
	18	1/4 and 3/8	4	9.40	10.00	22.60	84.00	**TM18NPSFM**
	14	1/2 and 3/4	4	11.94	12.00	32.70	84.00	**TM14NPSFM**
	11.5	1	4	15.75	16.00	35.35	93.00	**TM11NPSFM**

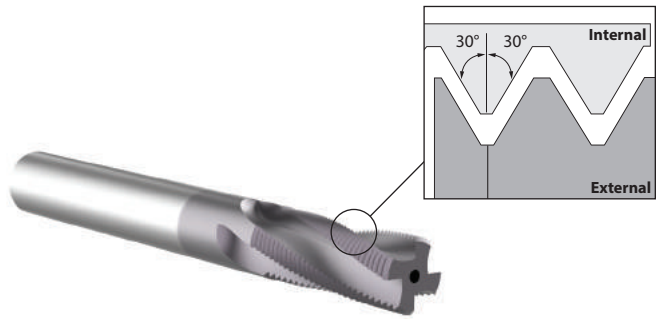

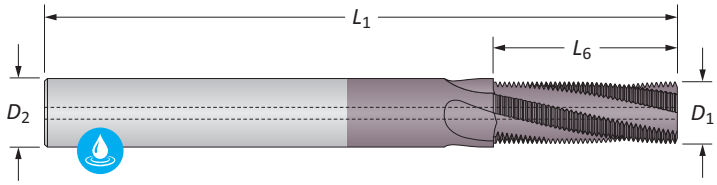

NPSF | Coolant Through

	TPI (Pitch)	Min Thread Ø	Flutes	Thread Mill D_1	D_2	L_6	L_1	Part No. ThreadMills USA
i	27	1/8	3	0.245	0.250	0.630	2.375	**TM27NPSFCH**
	18	1/4 and 3/8	4	0.370	0.375	0.889	3.000	**TM18NPSFCH**
	14	1/2 and 3/4	4	0.490	0.500	1.288	3.500	**TM14NPSFCH**
	11.5	1	4	0.620	0.625	1.392	4.000	**TM11NPSFCH**
m	27	1/8	3	5.95	6.00	16.00	58.00	**TM27NPSFCHM**
	18	1/4 and 3/8	4	9.40	10.00	22.60	84.00	**TM18NPSFCHM**
	14	1/2 and 3/4	4	11.94	12.00	32.70	84.00	**TM14NPSFCHM**
	11.5	1	4	15.75	16.00	35.35	93.00	**TM11NPSFCHM**

E: 52 - 55
Key on E: 1

E: 4

Weldon Flat

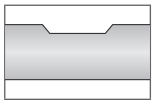

To order a thread mill with a Weldon flat, replace the leading TM designator with TW (available for inch shanks 3/8 and above, or metric shanks 6mm and above)
Example: Cylindrical shank = **TM**NK0500-NPT | Weldon shank flat = **TW**NK0500-NPT
NOTE: Weldon flats have a minimum order quantity of 2 pieces

i = Imperial (in)
m = Metric (mm)

A DRILLING
B BORING
C REAMING
D BURNISHING
E THREADING
X SPECIALS

Solid Carbide Thread Mills

UN | Non-Coolant

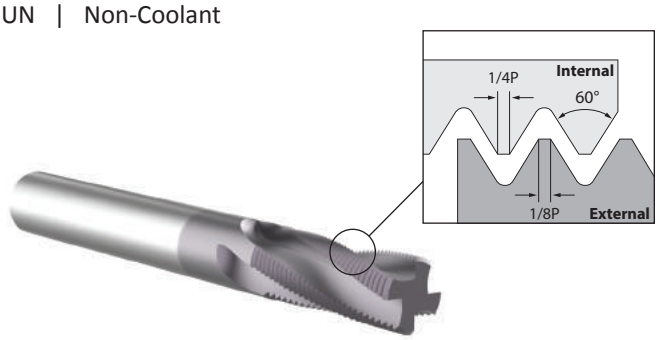

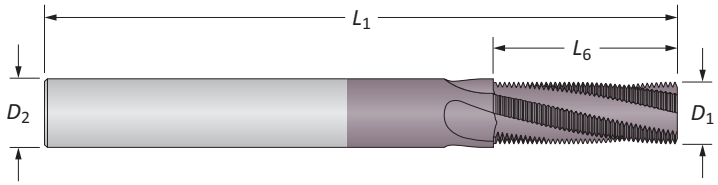

UN | Non-Coolant

	TPI (Pitch)	Min Thread Ø	Flutes	Thread Mill D_1	D_2	L_6	L_1	Part No. ThreadMills USA	AccuThread™ 856
	64	#2	3*	0.065	0.125	0.125	2.000	**TM08664**	–
	56	#2	3*	0.065	0.125	0.125	2.000	**TM08656**	**TMUK0002-56**
	48	#3	3*	0.075	0.125	0.167	2.000	**TM09948**	–
	44	#5	3	0.095	0.125	0.228	2.000	**TM12544**	–
	40	#4	3*	0.085	0.125	0.175	2.000	**TM12540**	**TMUK0004-40**
	36	#8	3	0.115	0.125	0.250	2.000	**TM16436**	–
	32	#6	3	0.100	0.125	0.218	2.000	**TM13832**	**TMUK0006-32**
	32	#8	3	0.115	0.125	0.250	2.000	**TM16432**	**TMUK0008-32**
	32	#10	3	0.120	0.125	0.312	2.000	**TM19032**	**TMUK0010-32**
	32	#10	3	0.150	0.187	0.312	2.500	**HDTM19032**	–
	32	1/2	6	0.370	0.375	1.000	3.500	**TM50032**	–
i	28	#10	3	0.120	0.125	0.312	2.000	**TM19028**	**TMUK0010-28**
	28	1/4	3	0.180	0.187	0.500	2.500	**TM25028**	**TMUK0250-28**
	28	1/2	6	0.370	0.375	1.000	3.500	**TM50028**	–
	24	#10	3	0.120	0.125	0.312	2.000	**TM19024**	**TMUK0010-24**
	24	#10	3	0.145	0.187	0.312	2.500	**HDTM19024**	–
	24	5/16	3	0.235	0.250	0.625	2.500	**TM31224**	**TMUK0313-24**
	24	3/8	4	0.285	0.312	0.750	3.000	**TM37524**	**TMUK0375-24**
	24	1/2	6	0.370	0.375	1.000	3.500	**TM50024**	–
	20	1/4	3	0.180	0.187	0.500	2.500	**TM25020**	**TMUK0250-20**
	20	1/4	3	0.195	0.250	0.500	2.500	**HDTM25020**	–
	20	7/16	4	0.335	0.375	0.875	3.500	**TM43720**	**TMUK0438-20**
	20	1/2	6	0.370	0.375	1.000	3.500	**TM50020**	–

*Straight fluted

E: 52 - 55

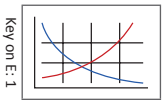

E: 4

Weldon Flat

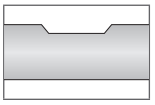

To order a thread mill with a Weldon flat, replace the leading TM designator with TW (available for inch shanks 3/8 and above, or metric shanks 6mm and above)
Example: Cylindrical shank = **TM**NK0500-NPT | Weldon shank flat = **TW**NK0500-NPT
NOTE: Weldon flats have a minimum order quantity of 2 pieces

i = Imperial (in)
m = Metric (mm)

Solid Carbide Thread Mills

UN | Non-Coolant (continued)

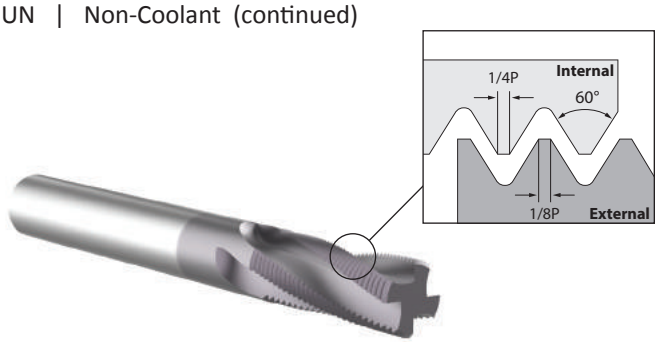

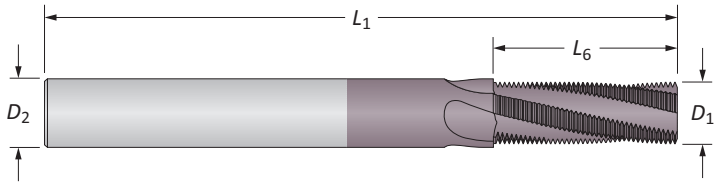

UN | Non-Coolant

	TPI (Pitch)	Min Thread Ø	Flutes	Thread Mill D_1	D_2	L_6	L_1	Part No. ThreadMills USA	AccuThread™ 856
	18	5/16	3	0.235	0.250	0.625	2.500	**TM31218**	**TMUK0313-18**
	18	5/16	3	0.245	0.312	0.625	3.000	**HDTM31218**	**–**
	18	9/16	4	0.370	0.375	0.875	3.500	**TM56218**	**TMUK0563-18**
	16	3/8	4	0.285	0.312	0.750	3.000	**TM37516**	**TMUK0375-16**
	16	3/8	4	0.300	0.375	0.750	3.500	**HDTM37516**	**–**
	16	3/4	4	0.490	0.500	1.250	3.500	**TM75016**	**TMUK0750-16**
	14	7/16	4	0.305	0.312	0.750	3.000	**TM43714**	**TMUK0438-14**
	14	7/8	4	0.490	0.500	1.250	3.500	**TM87514**	**TMUK0875-14**
	13	1/2	4	0.350	0.375	0.875	3.500	**TM50013**	**TMUK0500-13**
	13	1/2	4	0.400	0.500	0.875	3.500	**HDTM50013**	**–**
	12	9/16	4	0.370	0.375	0.875	3.500	**TM56212**	**TMUK0563-12**
i	12	3/4	4	0.495	0.500	1.250	3.500	**TM75012**	**TMUK0750-12**
	12	1	6	0.745	0.750	1.500	4.000	**TM10012**	**–**
	11	5/8	4	0.470	0.500	1.250	3.500	**TM62511**	**TMUK0625-11**
	11	5/8	4	0.470	0.500	1.455	3.500	**TM62511-XL**	**TMUK0625-11XL**
	10	3/4	4	0.495	0.500	1.250	3.500	**TM75010**	**TMUK0750-10**
	10	3/4	4	0.495	0.500	1.600	4.000	**TM75010-XL**	**TMUK0750-10XL**
	9	7/8	4	0.620	0.625	1.375	4.000	**TM87509**	**TMUK0875-9**
	9	7/8	4	0.620	0.625	1.778	4.000	**TM87509-XL**	**TMUK0875-9XL**
	8	1	4	0.620	0.625	1.375	4.000	**TM10008**	**TMUK1000-8**
	8	1	6	0.745	0.750	2.000	4.500	**TM10008-XL**	**TMUK1000-8XL**
	7	1-1/8	5	0.745	0.750	1.572	4.500	**TM12507**	**–**
	6	1-3/8	5	0.745	0.750	1.500	4.500	**TM13706**	**–**

E: 52 - 55
Key on E: 1

E: 4

Weldon Flat

To order a thread mill with a Weldon flat, replace the leading TM designator with TW (available for inch shanks 3/8 and above, or metric shanks 6mm and above)
Example: Cylindrical shank = **TM**NK0500-NPT | Weldon shank flat = **TW**NK0500-NPT
NOTE: Weldon flats have a minimum order quantity of 2 pieces

i = Imperial (in)
m = Metric (mm)

A DRILLING
B BORING
C REAMING
D BURNISHING
E THREADING
X SPECIALS

Solid Carbide Thread Mills

UN | Non-Coolant

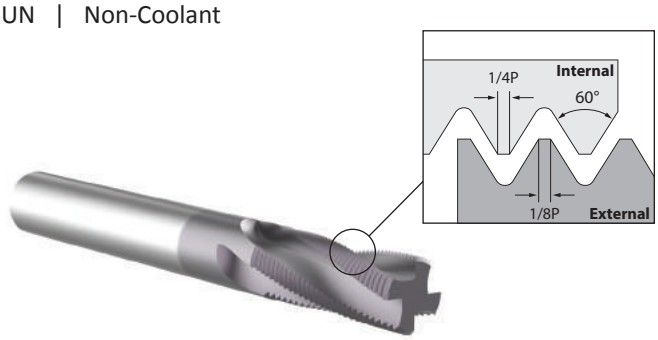

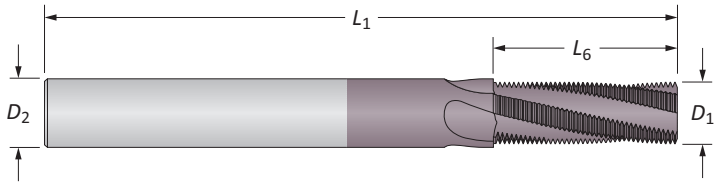

UN | Non-Coolant

	TPI (Pitch)	Min Thread Ø	Flutes	Thread Mill D_1	D_2	L_6	L_1	Part No. ThreadMills USA	AccuThread™ 856
	64	#2	3*	1.65	3.00	3.20	39.00	**TM08664M**	**TMUK0002-64M**
	56	#2	3*	1.65	3.00	3.20	39.00	**TM08656M**	**TMUK0002-56M**
	48	#3	3*	1.80	3.00	3.75	39.00	**TM09948M**	**TMUK0003-48M**
	44	#5	3	2.40	3.00	4.65	39.00	**TM12544M**	**TMUK0005-44M**
	40	#4	3*	2.20	3.00	4.45	39.00	**TM12540M**	**TMUK0004-40M**
	36	#8	3	3.00	4.00	6.35	51.00	**TM16436M**	**TMUK0008-36M**
	32	#6	3	2.50	3.00	5.55	39.00	**TM13832M**	**TMUK0006-32M**
	32	#8	3	3.20	4.00	6.35	51.00	**TM16432M**	**TMUK0008-32M**
	32	#10	3	3.80	4.00	7.95	51.00	**TM19032M**	**TMUK0010-32M**
	32	#10	3	3.80	4.00	7.95	51.00	**HDTM19032M**	**–**
	32	1/2	6	9.40	10.00	25.40	84.00	**TM50032M**	**–**
ⓜ	28	#10	3	3.80	4.00	8.20	51.00	**TM19028M**	**TMUK0010-28M**
ⓜ	28	1/4	3	4.75	6.00	12.70	58.00	**TM25028M**	**TMUK0250-28M**
ⓜ	28	7/16	4	7.90	8.00	19.95	64.00	**–**	**TMUK0438-28M**
ⓜ	28	1/2	6	9.40	10.00	25.40	84.00	**TM50028M**	**–**
	24	#10	3	3.70	4.00	8.50	51.00	**TM19024M**	**TMUK0010-24M**
	24	#10	3	3.70	4.00	8.50	51.00	**HDTM19024M**	**TMUK0313-24M**
	24	5/16	3	5.95	6.00	16.00	58.00	**TM31224M**	**TMUK0375-24M**
	24	3/8	4	7.25	8.00	19.00	64.00	**TM37524M**	**–**
	24	1/2	6	9.40	10.00	25.40	84.00	**TM50024M**	**–**
	20	1/4	3	4.75	6.00	12.70	58.00	**TM25020M**	**TMUK0250-20M**
	20	1/4	3	4.95	6.00	12.70	58.00	**HDTM25020M**	**–**
	20	7/16	4	8.75	10.00	22.85	73.00	**TM43720M**	**TMUK0438-20M**
	20	1/2	6	9.40	10.00	25.40	84.00	**TM50020M**	**–**

*Straight fluted

E: 52 - 55
Key on E: 1

E: 4

Weldon Flat

To order a thread mill with a Weldon flat, replace the leading TM designator with TW (available for inch shanks 3/8 and above, or metric shanks 6mm and above)
Example: Cylindrical shank = **TM**NK0500-NPT | Weldon shank flat = **TW**NK0500-NPT
NOTE: Weldon flats have a minimum order quantity of 2 pieces

ⓘ = Imperial (in)
ⓜ = Metric (mm)

Solid Carbide Thread Mills

UN | Non-Coolant (continued)

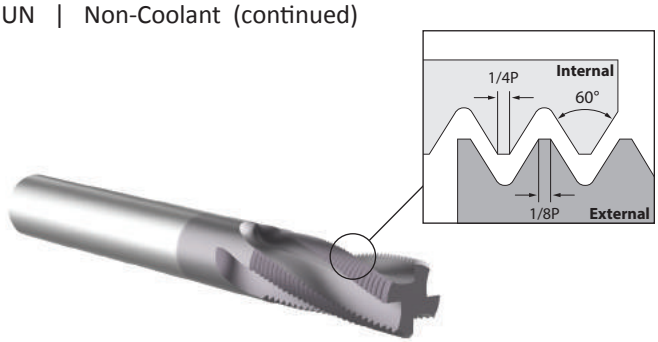

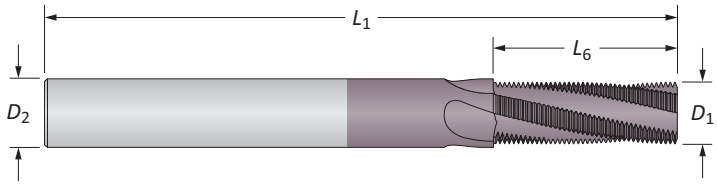

UN | Non-Coolant

	TPI (Pitch)	Min Thread Ø	Flutes	Thread Mill D_1	D_2	L_6	L_1	Part No. ThreadMills USA	AccuThread™ 856
	18	5/16	3	5.95	6.00	17.00	58.00	**TM31218M**	**TMUK0313-18M**
	18	5/16	3	6.22	8.00	15.87	64.00	**HDTM31218M**	–
	18	9/16	4	9.90	10.00	22.65	73.00	**TM56218M**	**TMUK0563-18M**
	16	3/8	4	7.25	8.00	19.05	64.00	**TM37516M**	**TMUK0375-16M**
	16	3/8	4	7.62	10.00	19.05	84.00	**HDTM37516M**	–
	16	3/4	4	11.95	12.00	31.75	84.00	**TM75016M**	**TMUK0750-16M**
	14	7/16	4	7.75	8.00	20.00	64.00	**TM43714M**	**TMUK0438-14M**
	14	7/8	4	11.95	12.00	32.70	84.00	**TM87514M**	**TMUK0875-14M**
	13	1/2	4	9.40	10.00	23.50	73.00	**TM50013M**	**TMUK0500-13M**
	13	1/2	4	10.16	12.00	23.50	84.00	**HDTM50013M**	–
	12	9/16	4	9.90	10.00	23.35	73.00	**TM56212M**	**TMUK0563-12M**
ⓜ	12	3/4	4	11.95	12.00	31.75	84.00	**TM75012M**	**TMUK0750-12M**
	12	1	6	18.92	20.00	38.10	105.00	**TM10012M**	–
	11	5/8	4	11.95	12.00	32.40	84.00	**TM62511M**	**TMUK0625-11M**
	11	5/8	4	11.95	12.00	37.00	100.00	**TM62511M-XL**	**TMUK0625-11XLM**
	10	3/4	4	11.95	12.00	33.00	84.00	**TM75010M**	**TMUK0750-10M**
	10	3/4	4	11.95	12.00	40.70	100.00	**TM75010M-XL**	**TMUK0750-10XLM**
	9	7/8	4	15.75	16.00	36.75	93.00	**TM87509M**	**TMUK0875-9M**
	9	7/8	4	15.75	16.00	45.20	100.00	**TM87509M-XL**	**TMUK0875-9XLM**
	8	1	4	15.75	16.00	35.00	93.00	**TM10008M**	**TMUK1000-8M**
	8	1	6	19.90	20.00	50.80	115.00	**TM10008M-XL**	**TMUK1000-8XLM**
	7	1-1/8	5	19.90	20.00	36.30	105.00	**TM12507M**	**TMUK1125-7M**
	6	1-3/8	5	19.90	20.00	38.10	105.00	**TM13706M**	**TMUK1375-6M**

E: 52 - 55
Key on E: 1

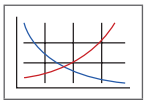

E: 4

Weldon Flat

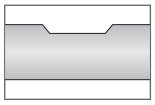

To order a thread mill with a Weldon flat, replace the leading TM designator with TW (available for inch shanks 3/8 and above, or metric shanks 6mm and above)
Example: Cylindrical shank = **TM**NK0500-NPT | Weldon shank flat = **TW**NK0500-NPT
NOTE: Weldon flats have a minimum order quantity of 2 pieces

ⓘ = Imperial (in)
ⓜ = Metric (mm)

A DRILLING
B BORING
C REAMING
D BURNISHING
E THREADING
X SPECIALS

Solid Carbide Thread Mills

UN | Coolant Through

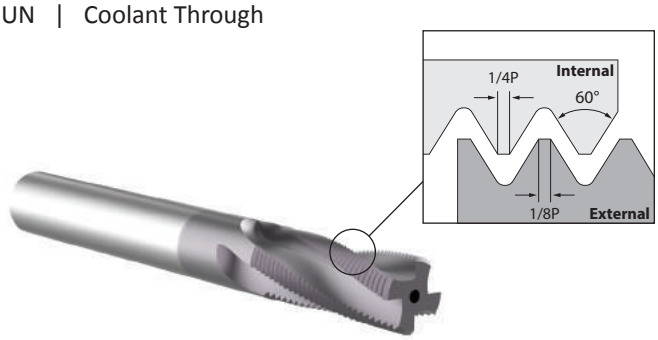

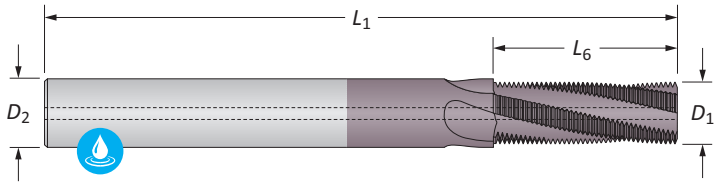

UN | Coolant Through

	TPI (Pitch)	Min Thread Ø	Flutes	Thread Mill D_1	D_2	L_6	L_1	Part No. ThreadMills USA
	64	#2	3*	0.065	0.125	0.125	1.500	**TM08664CH**
	56	#2	3*	0.065	0.125	0.125	1.500	**TM08656CH**
	48	#3	3*	0.075	0.125	0.167	1.500	**TM09948CH**
	44	#5	3	0.095	0.125	0.228	1.500	**TM12544CH**
	40	#4	3*	0.085	0.125	0.175	1.500	**TM12540CH**
	36	#8	3	0.115	0.125	0.250	1.500	**TM16436CH**
	32	#6	3	0.100	0.125	0.218	1.500	**TM13832CH**
	32	#8	3	0.115	0.125	0.250	1.500	**TM16432CH**
	32	#10	3	0.150	0.187	0.312	2.375	**TM19032CH**
	32	#10	3	0.150	0.187	0.312	2.375	**HDTM19032CH**
	32	1/2	6	0.370	0.375	1.000	3.500	**TM50032CH**
i	28	#10	3	0.120	0.125	0.312	1.500	**TM19028CH**
	28	1/4	3	0.180	0.187	0.500	2.375	**TM25028CH**
	28	1/2	6	0.370	0.375	1.000	3.500	**TM50028CH**
	24	#10	3	0.145	0.187	0.312	2.375	**TM19024CH**
	24	#10	3	0.145	0.187	0.312	2.375	**HDTM19024CH**
	24	5/16	3	0.235	0.250	0.625	2.375	**TM31224CH**
	24	3/8	4	0.285	0.312	0.750	3.000	**TM37524CH**
	24	1/2	6	0.370	0.375	1.000	3.500	**TM50024CH**
	20	1/4	3	0.180	0.187	0.500	2.375	**TM25020CH**
	20	1/4	3	0.195	0.250	0.500	2.375	**HDTM25020CH**
	20	7/16	4	0.335	0.375	0.875	3.000	**TM43720CH**
	20	1/2	6	0.370	0.375	1.000	3.500	**TM50020CH**

*Straight fluted

E: 52 - 55
Key on E: 1

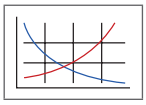

E: 4

Weldon Flat

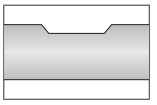

To order a thread mill with a Weldon flat, replace the leading TM designator with TW (available for inch shanks 3/8 and above, or metric shanks 6mm and above)
Example: Cylindrical shank = **TM**NK0500-NPT | Weldon shank flat = **TW**NK0500-NPT
NOTE: Weldon flats have a minimum order quantity of 2 pieces

i = Imperial (in)
m = Metric (mm)

Solid Carbide Thread Mills

UN | Coolant Through (continued)

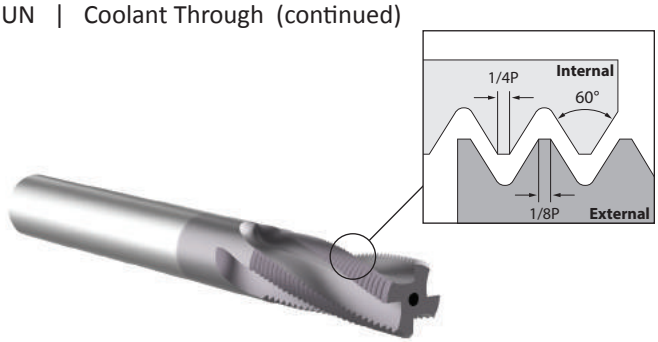

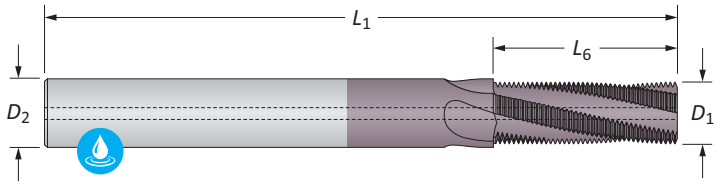

UN | Coolant Through

	TPI (Pitch)	Min Thread Ø	Flutes	Thread Mill D_1	D_2	L_6	L_1	Part No. ThreadMills USA
	18	5/16	3	0.235	0.250	0.625	2.375	**TM31218CH**
	18	5/16	3	0.245	0.312	0.625	3.000	**HDTM31218CH**
	18	9/16	4	0.370	0.375	0.875	3.000	**TM56218CH**
	16	3/8	4	0.285	0.312	0.750	3.000	**TM37516CH**
	16	3/8	4	0.300	0.375	0.750	3.000	**HDTM37516CH**
	16	3/4	4	0.490	0.500	1.250	3.500	**TM75016CH**
	14	7/16	4	0.305	0.312	0.750	3.000	**TM43714CH**
	14	7/8	4	0.490	0.500	1.250	3.500	**TM87514CH**
	13	1/2	4	0.350	0.375	0.875	3.000	**TM50013CH**
	13	1/2	4	0.400	0.500	0.875	3.500	**HDTM50013CH**
	12	9/16	4	0.370	0.375	0.875	3.500	**TM56212CH**
i	12	3/4	4	0.495	0.500	1.250	3.500	**TM75012CH**
	12	1	6	0.745	0.750	1.500	4.000	**TM10012CH**
	11	5/8	4	0.470	0.500	1.250	3.500	**TM62511CH**
	11	5/8	4	0.470	0.500	1.455	3.500	**TM62511CH-XL**
	10	3/4	4	0.495	0.500	1.250	3.500	**TM75010CH**
	10	3/4	4	0.495	0.500	1.600	4.000	**TM75010CH-XL**
	9	7/8	4	0.620	0.625	1.375	4.000	**TM87509CH**
	9	7/8	4	0.620	0.625	1.778	4.000	**TM87509CH-XL**
	8	1	4	0.620	0.625	1.375	4.000	**TM10008CH**
	8	1	6	0.745	0.750	2.000	4.500	**TM10008CH-XL**
	7	1-1/8	5	0.745	0.750	1.572	4.500	**TM12507CH**
	6	1-3/8	5	0.745	0.750	1.500	4.500	**TM13706CH**

E: 52 - 55
Key on E: 1

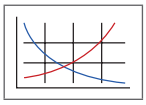

E: 4

Weldon Flat

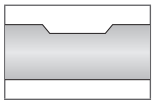

To order a thread mill with a Weldon flat, replace the leading TM designator with TW (available for inch shanks 3/8 and above, or metric shanks 6mm and above)
Example: Cylindrical shank = **TM**NK0500-NPT | Weldon shank flat = **TW**NK0500-NPT
NOTE: Weldon flats have a minimum order quantity of 2 pieces

i = Imperial (in)
m = Metric (mm)

Solid Carbide Thread Mills

UN | Coolant Through

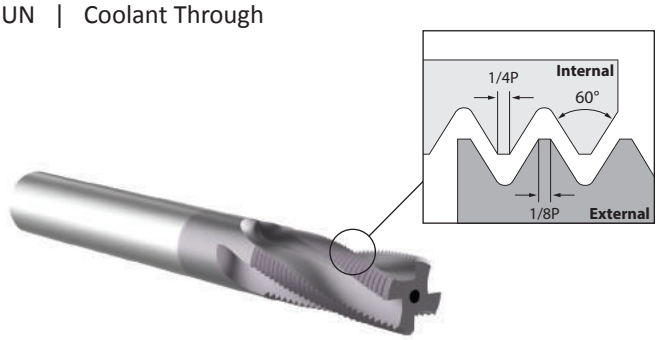

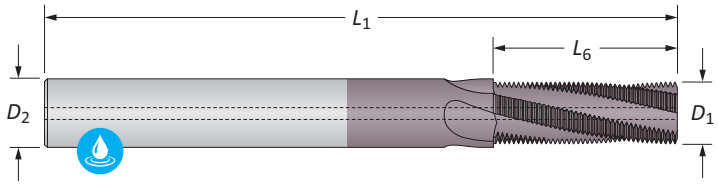

UN | Coolant Through

	TPI (Pitch)	Min Thread Ø	Flutes	Thread Mill D_1	D_2	L_6	L_1	Part No. ThreadMills USA
	64	#2	3*	1.65	3.00	3.20	39.00	**TM08664CHM**
	56	#2	3*	1.65	3.00	3.20	39.00	**TM08656CHM**
	48	#3	3*	1.80	3.00	3.75	39.00	**TM09948CHM**
	44	#5	3	2.40	3.00	4.65	39.00	**TM12544CHM**
	40	#4	3*	2.20	3.00	4.45	39.00	**TM12540CHM**
	36	#8	3	3.00	4.00	6.35	51.00	**TM16436CHM**
	32	#6	3	2.50	3.00	5.55	39.00	**TM13832CHM**
	32	#8	3	3.20	4.00	6.35	51.00	**TM16432CHM**
	32	#10	3	3.80	4.00	7.95	51.00	**TM19032CHM**
	32	#10	3	3.80	4.00	7.95	51.00	**HDTM19032CHM**
	32	1/2	6	9.40	10.00	25.40	84.00	**TM50032CHM**
m	28	#10	3	3.80	4.00	8.20	51.00	**TM19028CHM**
	28	1/4	3	4.75	6.00	12.70	58.00	**TM25028CHM**
	28	1/2	6	9.40	10.00	25.40	84.00	**TM50028CHM**
	24	#10	3	3.68	4.00	8.50	51.00	**TM19024CHM**
	24	#10	3	3.70	4.00	8.50	51.00	**HDTM19024CHM**
	24	5/16	3	5.95	6.00	16.00	58.00	**TM31224CHM**
	24	3/8	4	7.25	8.00	19.00	64.00	**TM37524CHM**
	24	1/2	6	9.40	10.00	25.40	84.00	**TM50024CHM**
	20	1/4	3	4.75	6.00	12.70	58.00	**TM25020CHM**
	20	1/4	3	4.95	6.00	12.70	58.00	**HDTM25020CHM**
	20	7/16	4	8.75	10.00	22.85	84.00	**TM43720CHM**
	20	1/2	6	9.40	10.00	25.40	84.00	**TM50020CHM**

*Straight fluted

E: 52 - 55
Key on E: 1

E: 4

Weldon Flat

To order a thread mill with a Weldon flat, replace the leading TM designator with TW (available for inch shanks 3/8 and above, or metric shanks 6mm and above)
Example: Cylindrical shank = **TM**NK0500-NPT | Weldon shank flat = **TW**NK0500-NPT
NOTE: Weldon flats have a minimum order quantity of 2 pieces

i = Imperial (in)
m = Metric (mm)

Solid Carbide Thread Mills

UN | Coolant Through (continued)

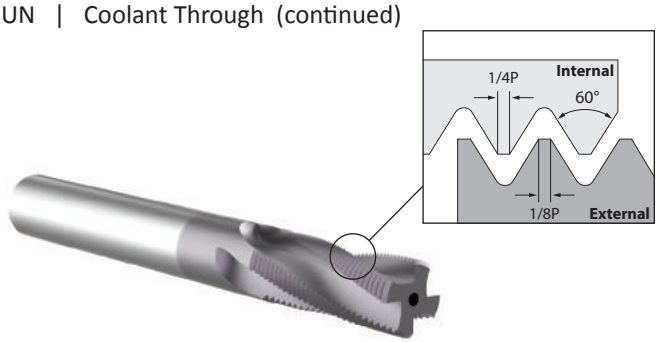

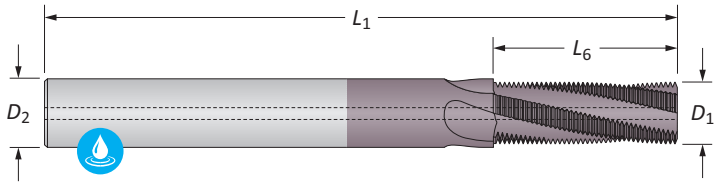

UN | Coolant Through

	TPI (Pitch)	Min Thread Ø	Flutes	Thread Mill D_1	D_2	L_6	L_1	Part No. ThreadMills USA
	18	5/16	3	5.95	6.00	17.00	58.00	**TM31218CHM**
	18	5/16	3	6.22	8.00	15.87	64.00	**HDTM31218CHM**
	18	9/16	4	9.90	10.00	22.65	84.00	**TM56218CHM**
	16	3/8	4	7.25	8.00	19.05	64.00	**TM37516CHM**
	16	3/8	4	7.62	10.00	19.05	84.00	**HDTM37516CHM**
	16	3/4	4	11.95	12.00	31.75	84.00	**TM75016CHM**
	14	7/16	4	7.75	8.00	20.00	64.00	**TM43714CHM**
	14	7/8	4	11.95	12.00	32.70	84.00	**TM87514CHM**
	13	1/2	4	9.40	10.00	23.50	84.00	**TM50013CHM**
	13	1/2	4	10.16	12.00	23.50	84.00	**HDTM50013CHM**
	12	9/16	4	9.90	10.00	23.35	84.00	**TM56212CHM**
m	12	3/4	4	11.95	12.00	31.75	84.00	**TM75012CHM**
	12	1	6	18.92	20.00	38.10	105.00	**TM10012CHM**
	11	5/8	4	11.95	12.00	32.40	84.00	**TM62511CHM**
	11	5/8	4	11.95	12.00	37.00	100.00	**TM62511CHM-XL**
	10	3/4	4	11.95	12.00	33.00	84.00	**TM75010CHM**
	10	3/4	4	11.95	12.00	40.70	100.00	**TM75010CHM-XL**
	9	7/8	4	15.75	16.00	36.75	93.00	**TM87509CHM**
	9	7/8	4	15.75	16.00	45.20	100.00	**TM87509CHM-XL**
	8	1	4	15.75	16.00	35.00	93.00	**TM10008CHM**
	8	1	6	19.90	20.00	50.80	115.00	**TM10008CHM-XL**
	7	1-1/8	5	19.90	20.00	36.10	105.00	**TM12507CHM**
	6	1-3/8	5	19.90	20.00	38.10	105.00	**TM13706CHM**

E: 52 - 55
Key on E: 1

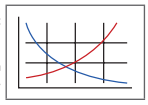

E: 4

Weldon Flat

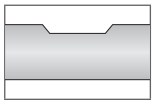

To order a thread mill with a Weldon flat, replace the leading TM designator with TW (available for inch shanks 3/8 and above, or metric shanks 6mm and above)
Example: Cylindrical shank = **TM**NK0500-NPT | Weldon shank flat = **TW**NK0500-NPT
NOTE: Weldon flats have a minimum order quantity of 2 pieces

i = Imperial (in)
m = Metric (mm)

A DRILLING
B BORING
C REAMING
D BURNISHING
E THREADING
X SPECIALS

Solid Carbide Thread Mills

ISO | Non-Coolant

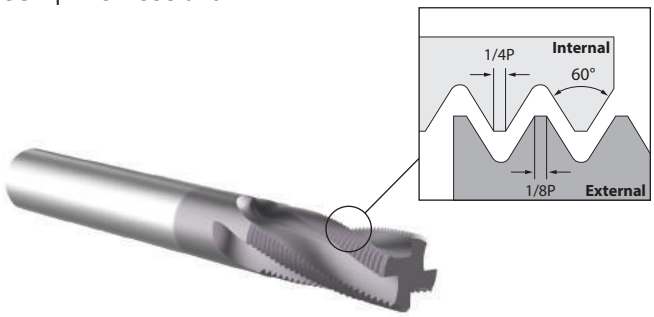

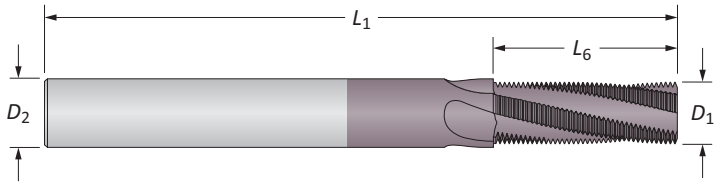

ISO | Non-Coolant

	Pitch	Min Thread Ø	Flutes	Thread Mill D_1	D_2	L_6	L_1	Part No. ThreadMills USA	AccuThread™ 856
	0.40	M2	3*	0.059	0.125	0.126	2.000	**TM20040**	–
	0.45	M2.5	3*	0.059	0.125	0.142	2.000	**TM25045**	–
	0.50	M3	3*	0.085	0.125	0.178	2.000	**TM30050**	–
	0.50	M6	3	0.181	0.187	0.473	2.500	**TM60050**	–
	0.50	M10	4	0.310	0.312	0.591	3.000	**TM10050**	–
	0.70	M4	3	0.115	0.125	0.276	2.000	**TM40070**	–
	0.75	M4.5	3	0.120	0.125	0.266	2.000	**TM45075**	**TMMK0450-075**
	0.75	M8	3	0.235	0.250	0.625	2.500	**TM80075**	**TMMK0800-075**
	0.75	M10	4	0.310	0.312	0.591	3.000	**TM10075**	–
	0.80	M5	3	0.120	0.125	0.312	2.000	**TM50080**	**TMMK0500-080**
	1.00	M6	3	0.170	0.187	0.500	2.500	**TM60100**	**TMMK0600-100**
	1.00	M12	4	0.360	0.375	0.875	3.500	**TM12100**	**TMMK1200-100**
	1.25	M8	3	0.235	0.250	0.625	2.500	**TM80125**	**TMMK0800-125**
	1.50	M10	4	0.300	0.312	0.750	3.000	**TM10150**	**TMMK1000-150**
	1.50	M14	4	0.370	0.375	0.875	3.500	**TM14150**	**TMMK1400-150**
	1.50	M18	4	0.490	0.500	1.250	3.500	**TM18150**	**TMMK1800-150**
	1.50	M20	5	0.620	0.625	1.418	4.000	**TM20150**	–
	1.75	M12	4	0.360	0.375	0.875	3.500	**TM12175**	**TMMK1200-175**
	2.00	M14	4	0.429	0.500	1.103	3.500	**TM14200**	–
	2.00	M16	4	0.470	0.500	1.250	3.500	**TM16200**	**TMMK1600-200**
	2.50	M20	4	0.495	0.500	1.250	3.500	**TM20250**	**TMMK2000-250**
	3.00	M24	4	0.620	0.625	1.375	4.000	**TM24300**	**TMMK2400-300**
	3.50	M30	4	0.620	0.625	1.516	4.000	**TM30350**	–
	4.00	M36	5	0.745	0.750	1.575	4.500	**TM36400**	–

*Straight fluted

E: 52 - 55
Key on E: 1

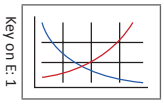

E: 4

Weldon Flat

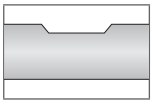

To order a thread mill with a Weldon flat, replace the leading TM designator with TW (available for inch shanks 3/8 and above, or metric shanks 6mm and above)
Example: Cylindrical shank = **TM**NK0500-NPT | Weldon shank flat = **TW**NK0500-NPT
NOTE: Weldon flats have a minimum order quantity of 2 pieces

i = Imperial (in)
m = Metric (mm)

Solid Carbide Thread Mills

ISO | Coolant Through

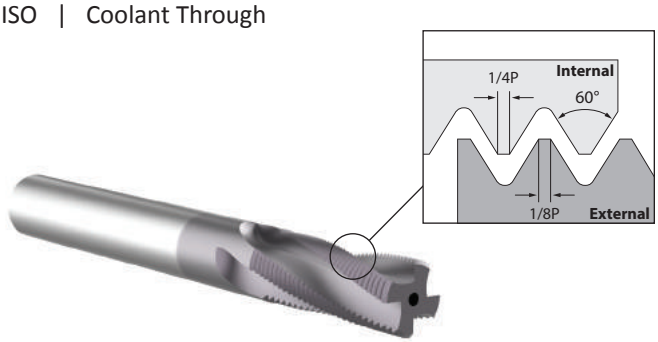

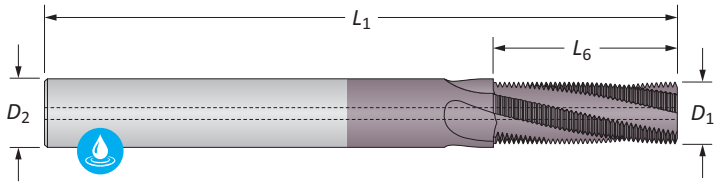

ISO | Coolant Through

Pitch	Min Thread Ø	Flutes	Thread Mill D_1	D_2	L_6	L_1	Part No. ThreadMills USA
0.40	M2	3*	0.059	0.125	0.126	1.500	**TM20040CH**
0.45	M2.5	3*	0.059	0.125	0.142	1.500	**TM25045CH**
0.50	M3	3*	0.085	0.125	0.178	1.500	**TM30050CH**
0.50	M6	3	0.181	0.187	0.473	2.375	**TM60050CH**
0.50	M10	4	0.310	0.312	0.591	3.000	**TM10050CH**
0.70	M4	3	0.115	0.125	0.276	1.500	**TM40070CH**
0.75	M4.5	3	0.120	0.125	0.266	1.500	**TM45075CH**
0.75	M8	3	0.235	0.250	0.625	2.375	**TM80075CH**
0.75	M10	4	0.310	0.312	0.591	3.000	**TM10075CH**
0.80	M5	3	0.120	0.125	0.312	1.500	**TM50080CH**
1.00	M6	3	0.170	0.187	0.500	2.375	**TM60100CH**
1.00	M12	4	0.360	0.375	0.875	3.000	**TM12100CH**
1.25	M8	3	0.235	0.250	0.625	2.375	**TM80125CH**
1.50	M10	4	0.300	0.312	0.750	3.000	**TM10150CH**
1.50	M14	4	0.370	0.375	0.875	3.000	**TM14150CH**
1.50	M18	4	0.490	0.500	1.250	3.500	**TM18150CH**
1.50	M20	5	0.620	0.625	1.418	4.000	**TM20150CH**
1.75	M12	4	0.360	0.375	0.875	3.000	**TM12175CH**
2.00	M14	4	0.429	0.500	1.103	3.500	**TM14200CH**
2.00	M16	4	0.470	0.500	1.250	3.500	**TM16200CH**
2.50	M20	4	0.495	0.500	1.250	3.500	**TM20250CH**
3.00	M24	4	0.620	0.625	1.375	4.000	**TM24300CH**
3.50	M30	4	0.620	0.625	1.516	4.000	**TM30350CH**
4.00	M36	5	0.745	0.750	1.575	4.500	**TM36400CH**

*Straight fluted

E: 52 - 55
Key on E: 1

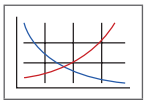

E: 4

Weldon Flat

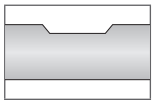

To order a thread mill with a Weldon flat, replace the leading TM designator with TW (available for inch shanks 3/8 and above, or metric shanks 6mm and above)
Example: Cylindrical shank = **TM**NK0500-NPT | Weldon shank flat = **TW**NK0500-NPT
NOTE: Weldon flats have a minimum order quantity of 2 pieces

= Imperial (in)
= Metric (mm)

A DRILLING
B BORING
C REAMING
D BURNISHING
E THREADING
X SPECIALS

Solid Carbide Thread Mills

ISO | Non-Coolant

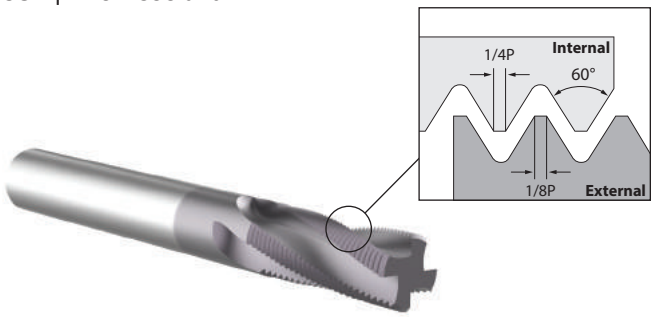

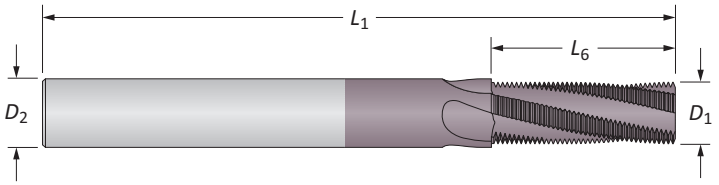

ISO | Non-Coolant

	Pitch	Min Thread Ø	Flutes	Thread Mill D_1	D_2	L_6	L_1	Part No. ThreadMills USA	AccuThread™ 856
	0.40	M2	3*	1.50	3.00	3.20	39.00	**TM20040M**	**TMMK0200-040M**
	0.45	M2.5	3*	1.50	3.00	3.60	39.00	**TM25045M**	**TMMK0250-045M**
	0.50	M3	3*	2.15	3.00	4.50	39.00	**TM30050M**	**TMMK0300-050M**
	0.50	M6	3	4.60	6.00	12.00	58.00	**TM60050M**	**TMMK0600-050M**
	0.50	M10	4	7.95	8.00	15.00	64.00	**TM10050M**	**TMMK1000-050M**
	0.70	M4	3	2.90	3.00	8.00	39.00	**TM40070M**	**TMMK0400-070M**
	0.75	M4.5	3	3.00	4.00	6.75	51.00	**TM45075M**	**TMMK0450-075M**
	0.75	M6	3	4.60	6.00	12.00	58.00	**TM60075M**	**TMMK0600-075M**
	0.75	M10	4	7.95	8.00	15.00	64.00	**TM10075M**	**TMMK1000-075M**
	0.80	M5	3	3.60	4.00	8.00	51.00	**TM50080M**	**TMMK0500-080M**
	1.00	M6	3	4.60	6.00	12.00	58.00	**TM60100M**	**TMMK0600-100M**
	1.00	M12	4	9.40	10.00	20.00	73.00	**TM12100M**	**TMMK1200-100M**
m	1.25	M8	3	5.90	6.00	16.25	58.00	**TM80125M**	**TMMK0800-125M**
	1.50	M10	4	7.40	8.00	19.50	64.00	**TM10150M**	**TMMK1000-150M**
	1.50	M14	4	10.90	12.00	27.00	84.00	**TM14150M**	**TMMK1400-150M**
	1.50	M18	4	11.90	12.00	31.50	84.00	**TM18150M**	**TMMK1800-150M**
	1.50	M20	5	15.75	16.00	36.00	93.00	**TM20150M**	–
	1.75	M12	4	9.40	10.00	22.71	73.00	**TM12175M**	**TMMK1200-175M**
	2.00	M14	4	10.90	12.00	28.00	84.00	**TM14200M**	**TMMK1400-200M**
	2.00	M16	4	11.95	12.00	30.00	84.00	**TM16200M**	**TMMK2000-200M**
	2.50	M20	4	11.90	12.00	30.00	84.00	**TM20250M**	**TMMK2000-250M**
	3.00	M24	4	15.90	16.00	36.00	93.00	**TM24300M**	**TMMK2400-300M**
	3.50	M30	4	15.75	16.00	38.50	100.00	**TM30350M**	**TMMK3000-350M**
	4.00	M36	5	19.90	20.00	40.00	105.00	**TM36400M**	**TMMK3600-400M**

*Straight fluted

E: 52 - 55
Key on E: 1

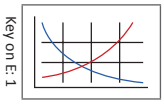

E: 4

Weldon Flat

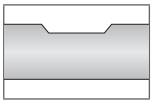

To order a thread mill with a Weldon flat, replace the leading TM designator with TW (available for inch shanks 3/8 and above, or metric shanks 6mm and above)
Example: Cylindrical shank = **TM**NK0500-NPT | Weldon shank flat = **TW**NK0500-NPT
NOTE: Weldon flats have a minimum order quantity of 2 pieces

i = Imperial (in)
m = Metric (mm)

Solid Carbide Thread Mills

ISO | Coolant Through

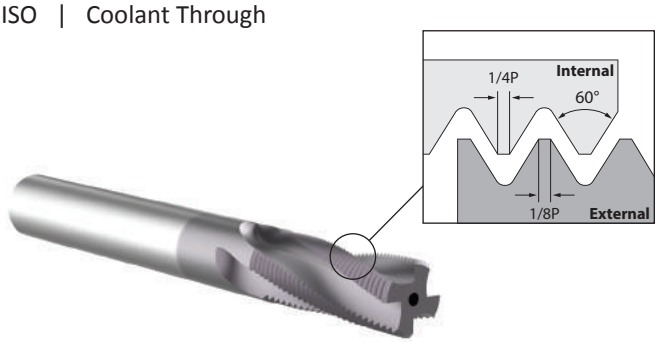

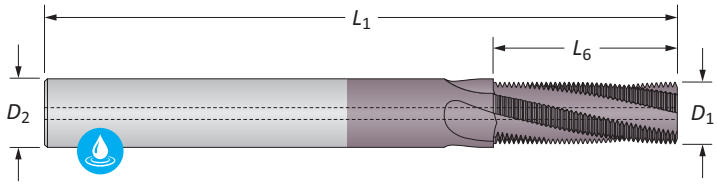

ISO | Coolant Through

	Pitch	Min Thread Ø	Flutes	Thread Mill D_1	D_2	L_6	L_1	Part No. ThreadMills USA
	0.40	M2	3*	1.50	3.00	3.20	39.00	**TM20040CHM**
	0.45	M2.5	3*	1.50	3.00	3.60	39.00	**TM25045CHM**
	0.50	M3	3*	2.15	3.00	4.50	39.00	**TM30050CHM**
	0.50	M6	3	4.60	6.00	12.00	58.00	**TM60050CHM**
	0.50	M10	4	7.95	8.00	15.00	64.00	**TM10050CHM**
	0.70	M4	3	2.90	3.00	8.00	39.00	**TM40070CHM**
	0.75	M4.5	3	3.00	4.00	6.75	51.00	**TM45075CHM**
	0.75	M6	3	4.60	6.00	12.00	58.00	**TM60075CHM**
	0.75	M10	4	7.95	8.00	15.00	64.00	**TM10075CHM**
	0.80	M5	3	3.60	4.00	8.00	51.00	**TM50080CHM**
	1.00	M6	3	4.60	6.00	12.00	58.00	**TM60100CHM**
m	1.00	M12	4	9.40	10.00	20.00	84.00	**TM12100CHM**
	1.25	M8	3	5.90	6.00	16.25	58.00	**TM80125CHM**
	1.50	M10	4	7.40	8.00	19.50	64.00	**TM10150CHM**
	1.50	M14	4	10.90	12.00	27.00	84.00	**TM14150CHM**
	1.50	M18	4	11.90	12.00	31.50	84.00	**TM18150CHM**
	1.50	M20	5	15.75	16.00	36.00	93.00	**TM20150CHM**
	1.75	M12	4	9.40	10.00	22.71	84.00	**TM12175CHM**
	2.00	M14	4	10.90	12.00	28.00	84.00	**TM14200CHM**
	2.00	M16	4	11.95	12.00	30.00	84.00	**TM16200CHM**
	2.50	M20	4	11.90	12.00	30.00	84.00	**TM20250CHM**
	3.00	M24	4	15.90	16.00	36.00	93.00	**TM24300CHM**
	3.50	M30	4	15.75	16.00	38.50	100.00	**TM30350CHM**
	4.00	M36	5	19.90	20.00	40.00	105.00	**TM36400CHM**

*Straight fluted

E: 52 - 55
Key on E: 1

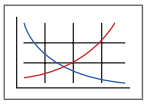

E: 4

Weldon Flat

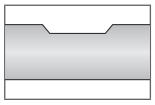

To order a thread mill with a Weldon flat, replace the leading TM designator with TW (available for inch shanks 3/8 and above, or metric shanks 6mm and above)
Example: Cylindrical shank = **TM**NK0500-NPT | Weldon shank flat = **TW**NK0500-NPT
NOTE: Weldon flats have a minimum order quantity of 2 pieces

i = Imperial (in)
m = Metric (mm)

A DRILLING
B BORING
C REAMING
D BURNISHING
E THREADING
X SPECIALS

Solid Carbide Thread Mills

UN | 2xD

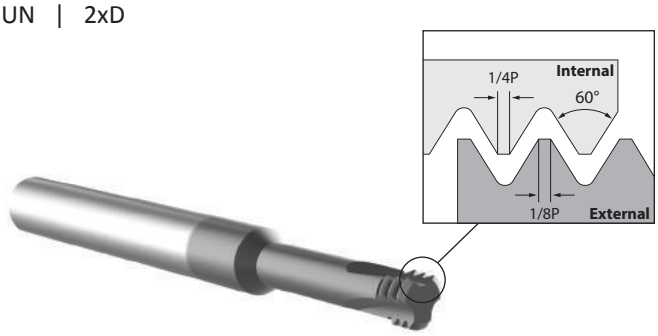

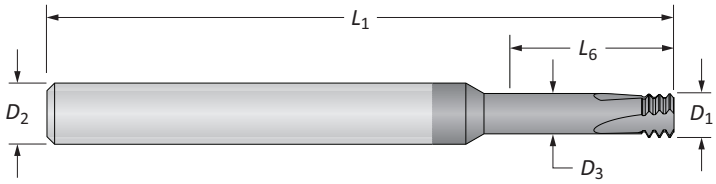

UN | Non-Coolant

	TPI (Pitch)	Min Thread Ø	Flutes	Thread Mill D_1	D_3	D_2	L_6	L_1	Part No. AccuThread T3
i	64	#1	3	0.055	0.035	0.250	0.150	2.500	**TM07364-3T2X**
	56	#2	3	0.065	0.042	0.250	0.170	2.500	**TM08656-3T2X**
	48	#3	3	0.075	0.049	0.250	0.200	2.500	**TM09948-3T2X**
	40	#4	3	0.085	0.054	0.250	0.250	2.500	**TM11240-3T2X**
	36	#8	3	0.130	0.095	0.250	0.350	2.500	**TM16436-3T2X**
	32	#6	3	0.100	0.061	0.250	0.280	2.500	**TM13832-3T2X**
	32	#8	3	0.126	0.087	0.250	0.370	2.500	**TM16432-3T2X**
	32	#10	3	0.145	0.106	0.250	0.410	2.500	**TM19032-3T2X**
	28	1/4	3	0.197	0.153	0.250	0.570	2.500	**TM25028-3T2X**
	24	#10	3	0.138	0.086	0.250	0.420	2.500	**TM19024-3T2X**
	24	5/16	3	0.260	0.208	0.312	0.670	2.500	**TM31224-3T2X**
	20	1/4	3	0.187	0.125	0.250	0.550	2.500	**TM25020-3T2X**
	20	7/16	4	0.312	0.250	0.312	0.980	2.500	**TM43720-3T2X**
	18	5/16	3	0.236	0.168	0.250	0.670	2.500	**TM31218-3T2X**
	16	3/8	3	0.264	0.187	0.312	0.870	2.500	**TM37516-3T2X**
	14	7/16	4	0.300	0.212	0.312	0.980	2.500	**TM43714-3T2X**
	13	1/2	4	0.360	0.266	0.375	1.080	3.000	**TM50013-3T2X**
	12	9/16	4	0.410	0.308	0.500	1.240	3.500	**TM56212-3T2X**
m	64	#1	3	1.40	0.89	6.00	3.81	63.00	**TM07364M-3T2X**
	56	#2	3	1.65	1.08	6.00	4.32	63.00	**TM08656M-3T2X**
	48	#3	3	1.91	1.24	6.00	5.08	63.00	**TM09948M-3T2X**
	40	#4	3	2.16	1.36	6.00	6.35	63.00	**TM11240M-3T2X**
	36	#8	3	3.30	2.42	6.00	8.89	63.00	**TM16436M-3T2X**
	32	#6	3	2.54	1.55	6.00	7.11	63.00	**TM13832M-3T2X**
	32	#8	3	3.20	2.21	6.00	9.40	63.00	**TM16432M-3T2X**
	32	#10	3	3.68	2.70	6.00	10.41	63.00	**TM19032M-3T2X**
	28	1/4	3	5.00	3.88	6.00	14.48	63.00	**TM25028M-3T2X**
	24	#10	3	3.51	2.20	6.00	10.67	63.00	**TM19024M-3T2X**
	24	5/16	3	6.60	5.30	8.00	17.02	64.00	**TM31224M-3T2X**
	20	1/4	3	4.75	3.18	6.00	13.97	63.00	**TM25020M-3T2X**
	20	7/16	4	7.92	6.36	8.00	24.89	64.00	**TM43720M-3T2X**
	18	5/16	3	5.94	4.26	6.00	17.02	63.00	**TM31218M-3T2X**
	16	3/8	3	6.71	4.76	8.00	22.10	64.00	**TM37516M-3T2X**
	14	7/16	4	7.62	5.39	8.00	24.89	64.00	**TM43714M-3T2X**

E: 56 - 57
Key on E: 1
E: 4

i = Imperial (in)
m = Metric (mm)

Solid Carbide Thread Mills

UN | 3xD

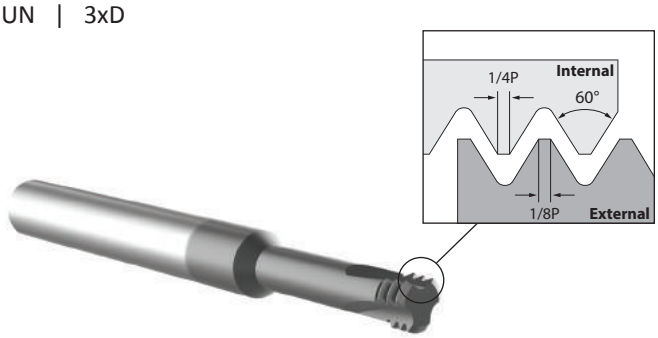

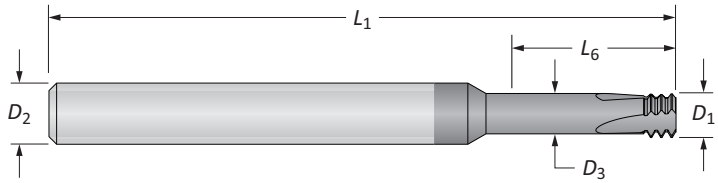

UN | Non-Coolant

	TPI (Pitch)	Min Thread Ø	Flutes	Thread Mill D_1	D_3	D_2	L_6	L_1	Part No. AccuThread T3
i	40	#4	3	0.085	0.054	0.250	0.310	2.500	**TM11240-3T3X**
	32	#6	3	0.100	0.061	0.250	0.410	2.500	**TM13832-3T3X**
	32	#10	3	0.145	0.106	0.250	0.590	2.500	**TM19032-3T3X**
	28	1/4	3	0.197	0.153	0.250	0.750	2.500	**TM25028-3T3X**
	24	#10	3	0.138	0.086	0.250	0.590	2.500	**TM19024-3T3X**
	24	5/16	3	0.260	0.208	0.312	0.940	2.500	**TM31224-3T3X**
	20	1/4	3	0.187	0.125	0.250	0.750	2.500	**TM25020-3T3X**
	18	5/16	3	0.236	0.168	0.250	0.910	2.500	**TM31218-3T3X**
m	40	#4	3	2.16	1.36	6.00	7.87	63.00	**TM11240M-3T3X**
	32	#6	3	2.54	1.55	6.00	10.41	63.00	**TM13832M-3T3X**
	32	#10	3	3.68	2.70	6.00	14.99	63.00	**TM19032M-3T3X**
	28	1/4	3	5.00	3.88	6.00	19.05	63.00	**TM25028M-3T3X**
	24	#10	3	3.51	2.20	6.00	14.99	63.00	**TM19024M-3T3X**
	24	5/16	3	6.60	5.30	8.00	23.88	64.00	**TM31224M-3T3X**
	20	1/4	3	4.75	3.18	6.00	19.05	63.00	**TM25020M-3T3X**
	18	5/16	3	5.94	4.21	6.00	23.11	63.00	**TM31218M-3T3X**

E: 56 - 57
Key on E: 1
E: 4

i = Imperial (in)
m = Metric (mm)

A DRILLING
B BORING
C REAMING
D BURNISHING
E THREADING
X SPECIALS

Solid Carbide Thread Mills

ISO | 2xD

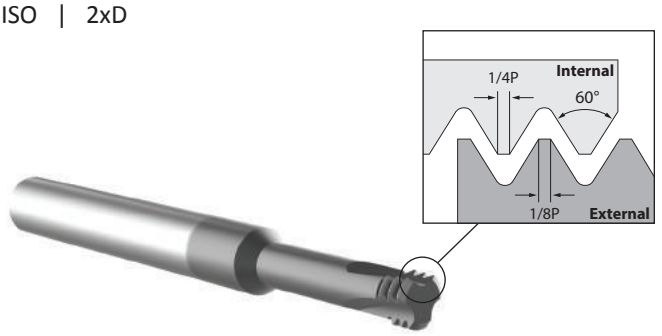

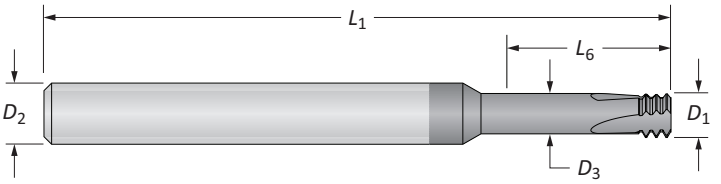

ISO | Non-Coolant

	Pitch	Min Thread Ø	Flutes	Thread Mill D_1	D_3	D_2	L_6	L_1	Part No. AccuThread T3
i	0.40	M2	3	0.061	0.041	0.250	0.180	2.500	**TM20040-3T2X**
	0.45	M2.5	3	0.077	0.055	0.250	0.220	2.500	**TM25045-3T2X**
	0.50	M3	3	0.093	0.068	0.250	0.260	2.500	**TM30050-3T2X**
	0.60	M3.5	3	0.108	0.078	0.250	0.300	2.500	**TM35060-3T2X**
	0.70	M4	3	0.122	0.088	0.250	0.350	2.500	**TM40070-3T2X**
	0.80	M5	3	0.150	0.111	0.250	0.490	2.500	**TM50080-3T2X**
	1.00	M6	3	0.183	0.134	0.250	0.550	2.500	**TM60100-3T2X**
	1.25	M8	3	0.234	0.173	0.250	0.710	2.500	**TM80125-3T2X**
	1.50	M10	4	0.307	0.234	0.312	0.910	2.500	**TM10150-3T2X**
	1.75	M12	4	0.310	0.225	0.312	0.945	2.500	**TM12175-3T2X**
m	0.40	M2	3	1.55	1.04	6.00	4.60	63.00	**TM20040M-3T2X**
	0.45	M2.5	3	1.96	1.38	6.00	5.60	63.00	**TM25045M-3T2X**
	0.50	M3	3	2.36	1.73	6.00	6.60	63.00	**TM30050M-3T2X**
	0.60	M3.5	3	2.74	1.99	6.00	7.60	63.00	**TM35060M-3T2X**
	0.70	M4	3	3.10	2.22	6.00	8.90	63.00	**TM40070M-3T2X**
	0.80	M5	3	3.81	2.81	6.00	12.40	63.00	**TM50080M-3T2X**
	1.00	M6	3	4.65	3.41	6.00	14.00	63.00	**TM60100M-3T2X**
	1.25	M8	3	5.94	4.40	6.00	18.00	63.00	**TM80125M-3T2X**
	1.50	M10	4	7.80	5.95	8.00	23.10	64.00	**TM10150M-3T2X**
	1.75	M12	4	7.92	5.78	8.00	24.00	64.00	**TM12175M-3T2X**

E: 56 - 57
Key on E: 1
E: 4

i = Imperial (in)
m = Metric (mm)

Solid Carbide Thread Mills

ISO | 3xD

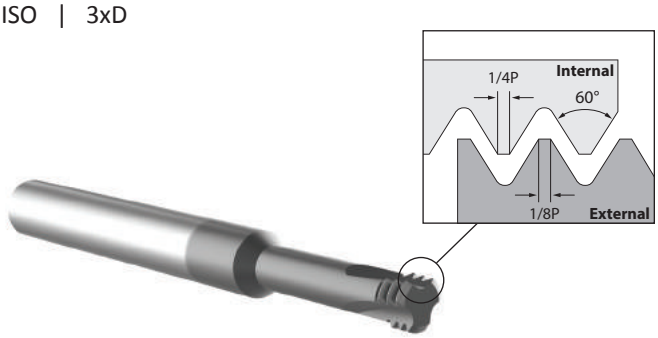

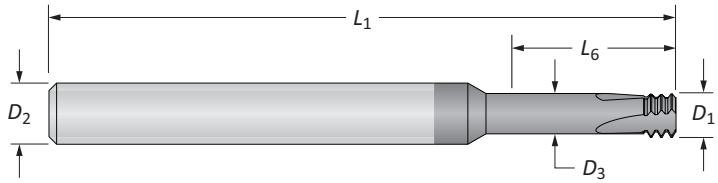

ISO | Non-Coolant

	Pitch	Min Thread Ø	Flutes	Thread Mill D_1	D_3	D_2	L_6	L_1	Part No. AccuThread T3
i	0.45	M2.5	3	0.077	0.055	0.250	0.300	2.500	**TM25045-3T3X**
	0.50	M3	3	0.093	0.068	0.250	0.370	2.500	**TM30050-3T3X**
	0.60	M3.5	3	0.108	0.078	0.250	0.450	2.500	**TM35060-3T3X**
	0.70	M4	3	0.122	0.088	0.250	0.490	2.500	**TM40070-3T3X**
	0.80	M5	3	0.150	0.111	0.250	0.630	2.500	**TM50080-3T3X**
	1.00	M6	3	0.183	0.134	0.250	0.790	2.500	**TM60100-3T3X**
	1.25	M8	3	0.234	0.173	0.250	0.940	2.500	**TM80125-3T3X**
	1.50	M10	4	0.307	0.234	0.312	1.120	2.500	**TM10150-3T3X**
	1.75	M12	4	0.310	0.225	0.312	1.418	2.500	**TM12175-3T3X**
m	0.45	M2.5	3	1.96	1.38	6.00	7.60	63.00	**TM25045M-3T3X**
	0.50	M3	3	2.36	1.73	6.00	9.40	63.00	**TM30050M-3T3X**
	0.60	M3.5	3	2.74	1.99	6.00	11.40	63.00	**TM35060M-3T3X**
	0.70	M4	3	3.10	2.22	6.00	12.40	63.00	**TM40070M-3T3X**
	0.80	M5	3	3.81	2.81	6.00	16.00	63.00	**TM50080M-3T3X**
	1.00	M6	3	4.65	3.41	6.00	20.10	63.00	**TM60100M-3T3X**
	1.25	M8	3	5.94	4.40	6.00	23.90	63.00	**TM80125M-3T3X**
	1.50	M10	4	7.80	5.95	8.00	28.40	64.00	**TM10150M-3T3X**
	1.75	M12	4	7.92	5.78	8.00	36.00	64.00	**TM12175M-3T3X**

E: 56 - 57
Key on E: 1
E: 4

i = Imperial (in)
m = Metric (mm)

Indexable Insert Thread Mills Overview

Bolt-in Style

- Replaceable inserts allow for quick set-ups and tool changes to keep the production process moving smoothly
- Inserts are available with AM210® coating, which increases tool life
- Available with 1 flute only
- Multiple thread form styles are available
- Tapered thread forms: NPT, NPTF, BSPT
- Straight thread forms: BSPP, UN, UNJ, ISO

Bolt-in Style Indexable Thread Mill Assembly

Step 1:
Slide the thread mill insert into the insert holder slot.



Step 2:
Tighten the screws to hold the insert in place.



Pin Style

- Replaceable inserts allow for quick set-ups and tool changes to keep the production process moving smoothly
- Inserts are available with AM210® coating, which increases tool life
- Holders available in 2 styles: Weldon Shank and Shell Mill
- Weldon Shank holders available with 1, 2, 3, and 5 flutes
- Shell Mill holders available with 6, 7, and 8 flutes
- Thread forms available: NPT, NPTF, BSPT, BSPP, API-ROUND, ACME, UN, UNJ, ISO

Pin Style Indexable Thread Mill Assembly



Step 1:
Slide the thread mill insert into the insert holder slot.



Step 2:
Slide the pin into the pin holder slot to hold the insert in place.



Step 3:
Tighten the screws to hold both the insert and pin in place.

Product Nomenclature

AccuThread™ 856 Indexable Inserts

TP	075	K	–	UN	32	I
1	2	3		4	5	6


Bolt-in Style


Pin Style

1. Insert Style	2. Insert Length	3. Coating	4. Thread Class		5. Thread Pitch	6. Thread Style
TP = Bolt-in	**075** = 3/4	**K** = AM210®	**UN** = UN	**BSPT** = BSPT	**20** = UN	**I** = Internal
TN = Pin style	**100** = 1.00	**A** = TiAlN	**UNJ** = UNJ	**M** = ISO	**1.0** = ISO	**E** = External
	150 = 1.50	**U** = Uncoated	**NPT** = NPT	**FA** = Full ACME		
			NPTF = NPTF	**AP** = API Round		
			BSPP = BSPP			

Indexable Inserts

Symbol	Attribute
L_6	Length of insert
T_1	Insert thickness

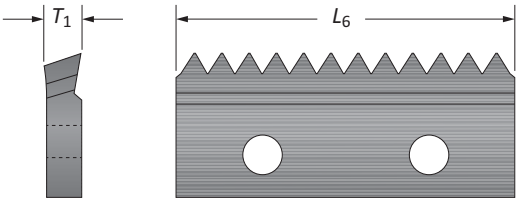

AccuThread™ 856 Indexable Insert Holders

THT	–	0400	–	1F	075	M
1		2		3	4	5

1. Holder Style	
Bolt-in Style	**Pin Style**
THT = Tapered Head	**THP** = Weldon Positive Rake
THN = Straight Head	**TNR** = Weldon Neutral Rake
	TSN = Shell Mill Positive Rake
	TSR = Shell Mill Neutral Rake

2. Cutter Diameter
0400 = 0.400

3. Shank Designation	
1F = 1 flute	**6F** = 6 flutes
2F = 2 flutes	**7F** = 7 flutes
3F = 3 flutes	**8F** = 8 flutes
5F = 5 flutes	

4. Length of Insert
075 = 3/4
100 = 1.00
150 = 1.50

5. Shank Designation
Blank = Inch
M = Metric

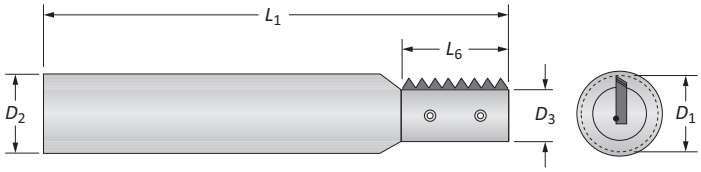

Bolt-in Style Holders

Symbol	Attribute	Symbol	Attribute
D_1	Maximum cutter diameter	L_1	Overall length
D_2	Shank diameter	L_6	Length of insert
D_3	Pilot diameter		

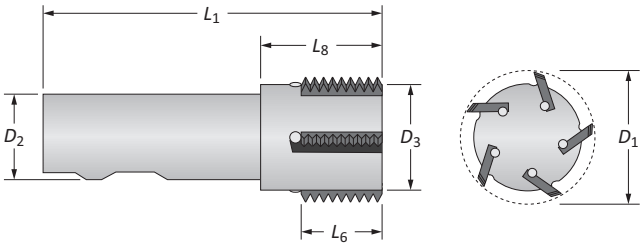

Pin Style Holders

Symbol	Attribute	Symbol	Attribute
D_1	Cutter diameter	D_5	Bore diameter (Shell Mill)
D_1*	Oversized cutter diameter	L_1	Overall length
D_2	Shank diameter	L_6	Length of insert
D_3	Pilot diameter	L_8	Flute length
D_4	Body diameter (Shell Mill)	T_2	Slot width (Shell Mill)

A DRILLING
B BORING
C REAMING
D BURNISHING
E THREADING
X SPECIALS

AccuThread™ 856 Thread Mill Inserts

Bolt-in Style | NPT / NPTF

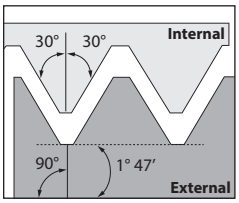

NPT
Internal / External

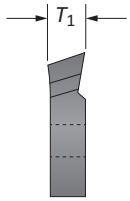

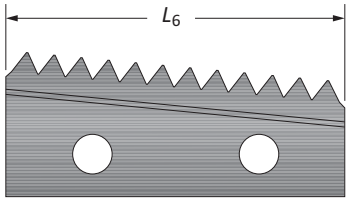

TPI (Pitch)	Insert L_6 inch	Insert L_6 mm	Insert T_1 inch	Insert T_1 mm	Part No. NPT Internal/External
18	0.750	19.05	0.080	2.03	**TP075K-NPT18**
14	1.000	25.40	0.140	3.56	**TP100K-NPT14**

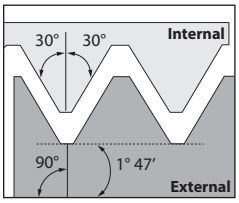

NPTF
Internal / External

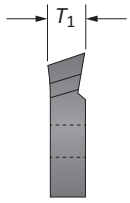

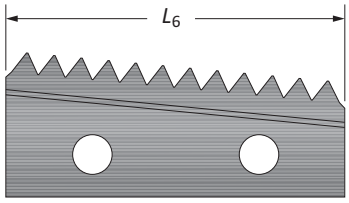

TPI (Pitch)	Insert L_6 inch	Insert L_6 mm	Insert T_1 inch	Insert T_1 mm	Part No. NPTF Internal/External
18	0.750	19.05	0.080	2.03	**TP075K-NPTF18**
14	1.000	25.40	0.140	3.56	**TP100K-NPTF14**

E: 58 - 61
Key on E: 1
E: 34
E: 41

Inserts sold in quantities of 2

AccuThread™ 856 Thread Mill Inserts

Bolt-in Style | BSPT / BSPP

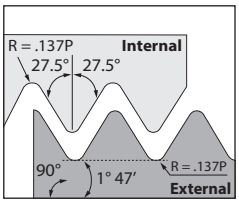

BSPT
Internal / External

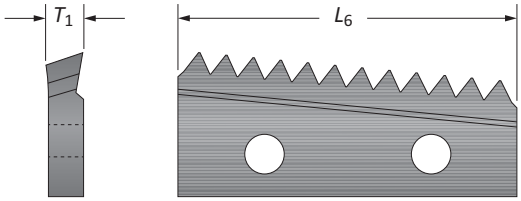

TPI (Pitch)	Insert L_6 inch	Insert L_6 mm	Insert T_1 inch	Insert T_1 mm	Part No. BSPT Internal/External
19	0.750	19.05	0.080	2.03	**TP075K-BSPT19**
19	1.000	25.40	0.140	3.56	**TP100K-BSPT19**
14	1.000	25.40	0.140	3.56	**TP100K-BSPT14**

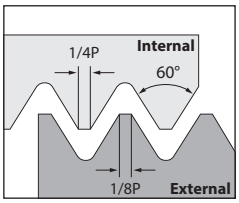

BSPP
Internal / External

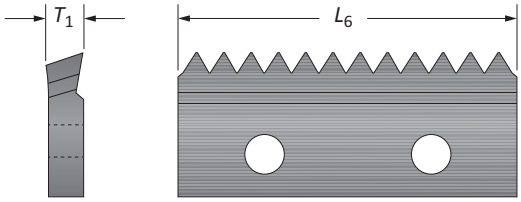

TPI (Pitch)	Insert L_6 inch	Insert L_6 mm	Insert T_1 inch	Insert T_1 mm	Part No. BSPP Internal/External
19	0.750	19.05	0.080	2.03	**TP075K-BSPP19**
19	1.000	25.40	0.140	3.56	**TP100K-BSPP19**
14	1.000	25.40	0.140	3.56	**TP100K-BSPP14**

E: 58 - 61
Key on E: 1
E: 34
E: 41

Inserts sold in quantities of 2

A DRILLING
B BORING
C REAMING
D BURNISHING
E THREADING
X SPECIALS

AccuThread™ 856 Thread Mill Inserts

Bolt-in Style | UN

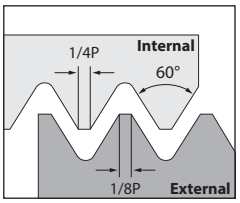

UN
Internal

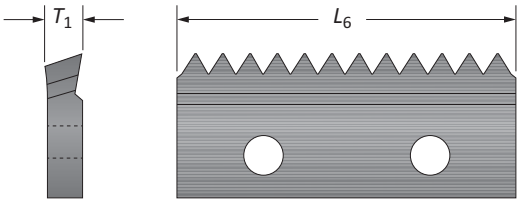

TPI (Pitch)	Insert L_6 inch	Insert L_6 mm	Insert T_1 inch	Insert T_1 mm	Part No. UN Internal
32	0.750	19.05	0.080	2.03	**TP075K-UN32I**
32	1.000	25.40	0.140	3.56	**TP100K-UN32I**
24	0.750	19.05	0.080	2.03	**TP075K-UN24I**
24	1.000	25.40	0.140	3.56	**TP100K-UN24I**
20	0.750	19.05	0.080	2.03	**TP075K-UN20I**
20	1.000	25.40	0.140	3.56	**TP100K-UN20I**
18	0.750	19.05	0.080	2.03	**TP075K-UN18I**
18	1.000	25.40	0.140	3.56	**TP100K-UN18I**
16	0.750	19.05	0.080	2.03	**TP075K-UN16I**
16	1.000	25.40	0.140	3.56	**TP100K-UN16I**
14	1.000	25.40	0.140	3.56	**TP100K-UN14I**
13	1.000	25.40	0.140	3.56	**TP100K-UN13I**
12	1.000	25.40	0.140	3.56	**TP100K-UN12I**
10*	1.000	25.40	0.140	3.56	**TP100K-UN10I**

*This item is only used with THN-0611-1F100 or THN-0611-1F100M. The reduced body allows a 3/4"-10 UN/UNJ to be produced.

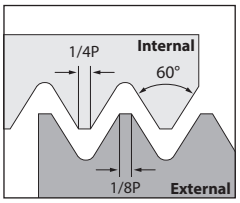

UN
External

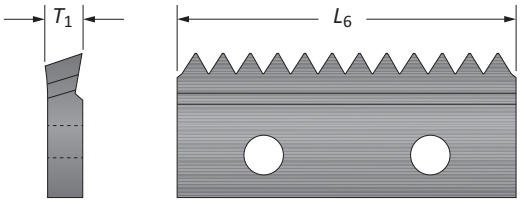

TPI (Pitch)	Insert L_6 inch	Insert L_6 mm	Insert T_1 inch	Insert T_1 mm	Part No. UN External
32	0.750	19.05	0.080	2.03	**TP075K-UN32E**
32	1.000	25.40	0.140	3.56	**TP100K-UN32E**
24	0.750	19.05	0.080	2.03	**TP075K-UN24E**
24	1.000	25.40	0.140	3.56	**TP100K-UN24E**
20	0.750	19.05	0.080	2.03	**TP075K-UN20E**
20	1.000	25.40	0.140	3.56	**TP100K-UN20E**
18	0.750	19.05	0.080	2.03	**TP075K-UN18E**
18	1.000	25.40	0.140	3.56	**TP100K-UN18E**
16	0.750	19.05	0.080	2.03	**TP075K-UN16E**
16	1.000	25.40	0.140	3.56	**TP100K-UN16E**
14	1.000	25.40	0.140	3.56	**TP100K-UN14E**
13	1.000	25.40	0.140	3.56	**TP100K-UN13E**
12	1.000	25.40	0.140	3.56	**TP100K-UN12E**
10*	1.000	25.40	0.140	3.56	**TP100K-UN10E**

*This item is only used with THN-0611-1F100 or THN-0611-1F100M. The reduced body allows a 3/4"-10 UN/UNJ to be produced.

E: 58 - 61
Key on E: 1
E: 34
E: 41

Inserts sold in quantities of 2

AccuThread™ 856 Thread Mill Inserts

Bolt-in Style | UNJ

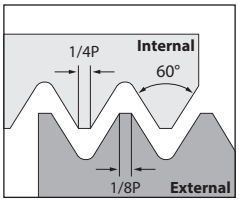

UNJ
Internal

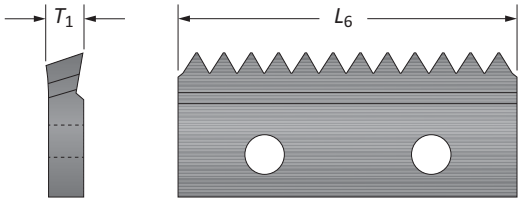

TPI (Pitch)	Insert L_6 inch	L_6 mm	T_1 inch	T_1 mm	Part No. UNJ Internal
32	0.750	19.05	0.080	2.03	**TP075K-UNJ32I**
32	1.000	25.40	0.140	3.56	**TP100K-UNJ32I**
24	0.750	19.05	0.080	2.03	**TP075K-UNJ24I**
24	1.000	25.40	0.140	3.56	**TP100K-UNJ24I**
20	0.750	19.05	0.080	2.03	**TP075K-UNJ20I**
20	1.000	25.40	0.140	3.56	**TP100K-UNJ20I**
18	0.750	19.05	0.080	2.03	**TP075K-UNJ18I**
18	1.000	25.40	0.140	3.56	**TP100K-UNJ18I**
16	0.750	19.05	0.080	2.03	**TP075K-UNJ16I**
16	1.000	25.40	0.140	3.56	**TP100K-UNJ16I**
14	1.000	25.40	0.140	3.56	**TP100K-UNJ14I**
12	1.000	25.40	0.140	3.56	**TP100K-UNJ12I**
10*	1.000	25.40	0.140	3.56	**TP100K-UNJ10I**

*This item is only used with THN-0611-1F100 or THN-0611-1F100M. The reduced body allows a 3/4"-10 UN/UNJ to be produced.

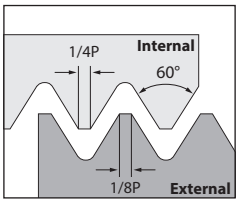

UNJ
External

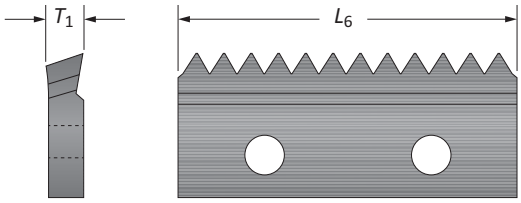

TPI (Pitch)	Insert L_6 inch	L_6 mm	T_1 inch	T_1 mm	Part No. UNJ External
32	0.750	19.05	0.080	2.03	**TP075K-UNJ32E**
32	1.000	25.40	0.140	3.56	**TP100K-UNJ32E**
24	0.750	19.05	0.080	2.03	**TP075K-UNJ24E**
24	1.000	25.40	0.140	3.56	**TP100K-UNJ24E**
20	0.750	19.05	0.080	2.03	**TP075K-UNJ20E**
20	1.000	25.40	0.140	3.56	**TP100K-UNJ20E**
18	0.750	19.05	0.080	2.03	**TP075K-UNJ18E**
18	1.000	25.40	0.140	3.56	**TP100K-UNJ18E**
16	0.750	19.05	0.080	2.03	**TP075K-UNJ16E**
16	1.000	25.40	0.140	3.56	**TP100K-UNJ16E**
12	1.000	25.40	0.140	3.56	**TP100K-UNJ12E**

E: 58 - 61
Key on E: 1
E: 34
E: 41

Inserts sold in quantities of 2

A DRILLING
B BORING
C REAMING
D BURNISHING
E THREADING
X SPECIALS

AccuThread™ 856 Thread Mill Inserts

Bolt-in Style | ISO

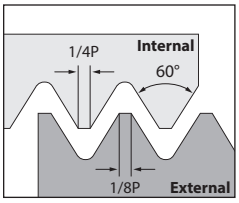

ISO
Internal

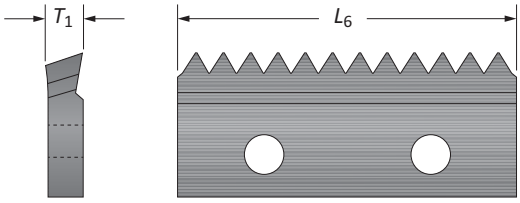

Pitch	Insert L_6 inch	Insert L_6 mm	Insert T_1 inch	Insert T_1 mm	Part No. ISO Internal
0.5	0.750	19.05	0.080	2.03	**TP075K-M0.5I**
1.0	0.750	19.05	0.080	2.03	**TP075K-M1.0I**
1.0	1.000	24.40	0.140	3.56	**TP100K-M1.0I**
1.25	0.750	19.05	0.080	2.03	**TP075K-M1.25I**
1.5	0.750	19.05	0.080	2.03	**TP075K-M1.5I**
1.5	1.000	25.40	0.140	3.56	**TP100K-M1.5I**
2.0	1.000	25.40	0.140	3.56	**TP100K-M2.0I**

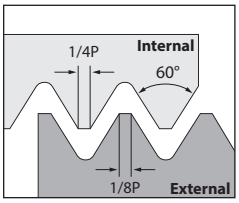

ISO
External

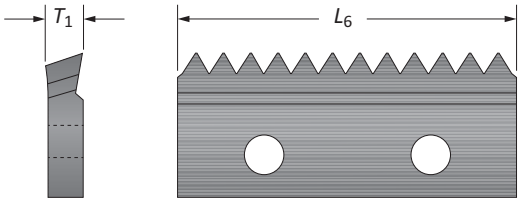

Pitch	Insert L_6 inch	Insert L_6 mm	Insert T_1 inch	Insert T_1 mm	Part No. ISO External
1.0	1.000	24.40	0.140	3.56	**TP100K-M1.0E**
1.5	1.000	25.40	0.140	3.56	**TP100K-M1.5E**
2.0	1.000	25.40	0.140	3.56	**TP100K-M2.0E**

E: 58 - 61
Key on E: 1
E: 34
E: 41

Inserts sold in quantities of 2

AccuThread™ 856 Thread Mill Insert Holders

Bolt-in Style

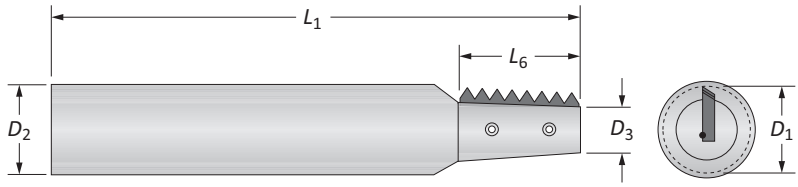

Tapered Insert Holders | NPT / NPTF / BSPT

	Holder									
	D_1	D_3	D_2	L_6	L_1	Flutes	Part No.	Inserts	Screw	Wrench
i	0.400	0.229	0.500	0.750	3.000	1	**THT-0400-1F075**	TP075K...	TMS-250	8T-8
	0.659	0.379	0.500	1.000	3.000	1	**THT-0659-1F100**	TP100K...	TMS-45	8T-9
m	10.16	5.82	13.00	19.05	76.20	1	**THT-0400-1F075M**	TP075K...	TMS-250	8T-8
	16.74	9.65	13.00	25.40	76.20	1	**THT-0659-1F100M**	TP100K...	TMS-45	8T-9

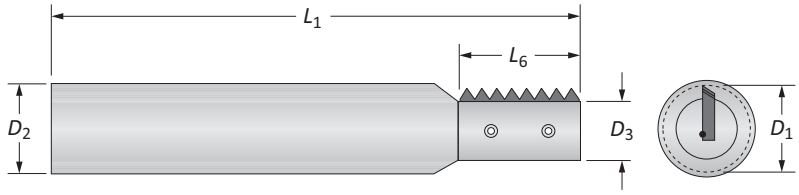

Straight Insert Holders | BSPP / UN / UNJ / ISO

	Holder									
	D_1	D_3	D_2	L_6	L_1	Flutes	Part No.	Inserts	Screw	Wrench
i	0.394	0.250	0.500	0.750	3.000	1	**THN-0394-1F075**	TP075K...	TMS-250	8T-8
	0.611	0.383	0.750	1.000	3.500	1	**THN-0611-1F100**	TP100K...	TMS-40	8T-9
	0.625	0.454	0.750	1.000	3.500	1	**THN-0625-1F100**	TP100K...	TMS-40	8T-9
m	10.01	6.35	13.00	19.05	76.20	1	**THN-0394-1F075M**	TP075K...	TMS-250	8T-8
	15.88	11.58	25.00	25.40	88.90	1	**THN-0625-1F100M**	TP100K...	TMS-40	8T-9

E: 34
Key on E: 1
E: 36 - 40

i = Imperial (in)
m = Metric (mm)

AccuThread™ 856 Thread Mill Inserts

Pin Style | NPT / NPTF / BSPT

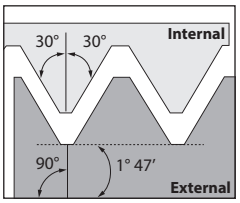

NPT
Internal / External

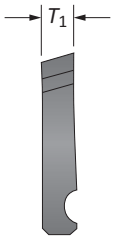

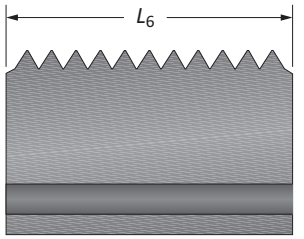

TPI (Pitch)	Insert L_6 inch	Insert L_6 mm	Insert T_1 inch	Insert T_1 mm	Part No. NPT Internal/External
11.5	1.500	38.10	0.140	3.56	**TN150K-NPT11.5**
8	1.500	38.10	0.140	3.56	**TN150K-NPT8**

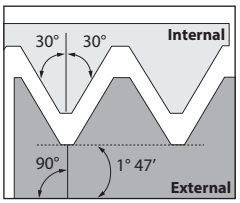

NPTF
Internal / External

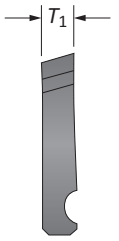

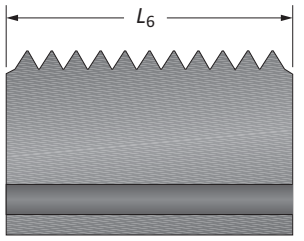

TPI (Pitch)	Insert L_6 inch	Insert L_6 mm	Insert T_1 inch	Insert T_1 mm	Part No. NPTF Internal/External
11.5	1.500	38.10	0.140	3.56	**TN150K-NPTF11.5**
8	1.500	38.10	0.140	3.56	**TN150K-NPTF8**

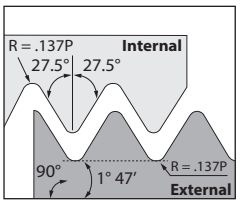

BSPT
Internal / External

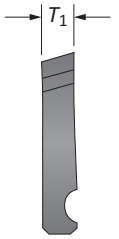

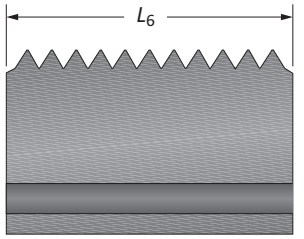

TPI (Pitch)	Insert L_6 inch	Insert L_6 mm	Insert T_1 inch	Insert T_1 mm	Part No. BSPT Internal/External
11	1.500	38.10	0.140	3.56	**TN150K-BSPT11**

E: 58 - 61
Key on E: 1

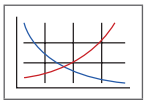

E: 34

E: 48 - 49

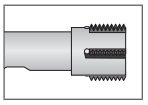

Inserts sold in quantities of 2

AccuThread™ 856 Thread Mill Inserts

Pin Style | BSPP / API-ROUND / ACME

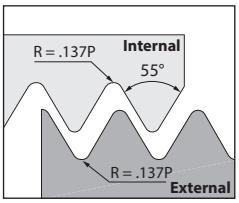

BSPP
Internal / External

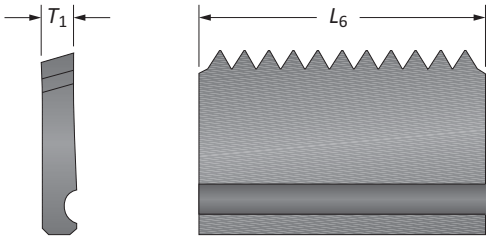

TPI (Pitch)	Insert L_6 inch	Insert L_6 mm	Insert T_1 inch	Insert T_1 mm	Part No. BSPP Internal/External
11	1.500	38.10	0.140	3.56	**TN150K-BSPP11**

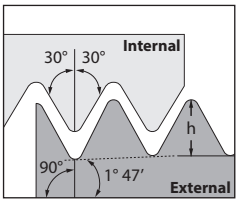

API-ROUND
Internal / External

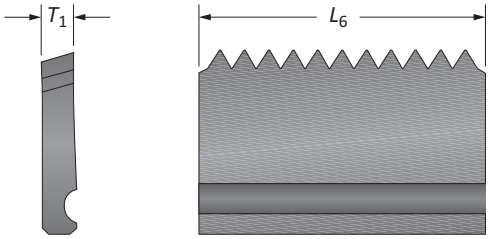

TPI (Pitch)	Insert L_6 inch	Insert L_6 mm	Insert T_1 inch	Insert T_1 mm	Part No. API-ROUND Internal/External
10	1.500	38.10	0.140	3.56	**TN150K-AP10**
8	1.500	38.10	0.140	3.56	**TN150K-AP8**

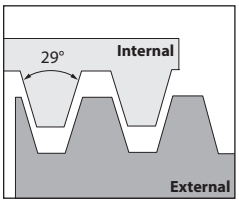

ACME
Full Profile

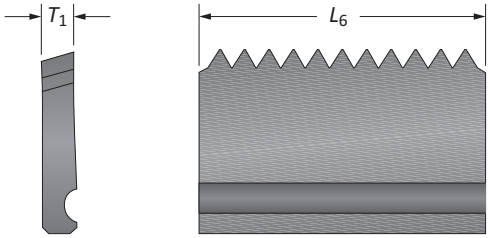

TPI (Pitch)	Insert L_6 inch	Insert L_6 mm	Insert T_1 inch	Insert T_1 mm	Part No. ACME Full Profile
12	1.000	25.40	0.140	3.56	**TN100K-FA12**
12	1.500	38.10	0.140	3.56	**TN150K-FA12**
10	1.000	25.40	0.140	3.56	**TN100K-FA10**
10	1.500	38.10	0.140	3.56	**TN150K-FA10**
8	1.000	25.40	0.140	3.56	**TN100K-FA8**
8	1.500	38.10	0.140	3.56	**TN150K-FA8**
6	1.500	38.10	0.140	3.56	**TN150K-FA6**
5	1.500	38.10	0.140	3.56	**TN150K-FA5**

E: 58 - 61
Key on E: 1
E: 34
E: 48 - 49

Inserts sold in quantities of 2

AccuThread™ 856 Thread Mill Inserts

Pin Style | UN

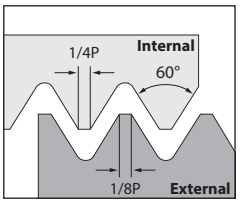

UN
Internal

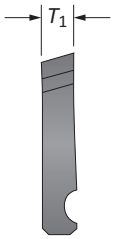

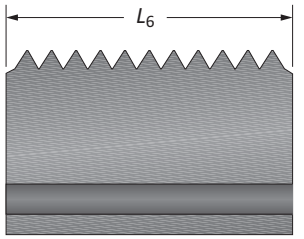

TPI (Pitch)	Insert L_6 inch	Insert L_6 mm	Insert T_1 inch	Insert T_1 mm	Part No. UN Internal
32	1.000	25.40	0.140	3.56	**TN100K-UN32I**
24	1.000	25.40	0.140	3.56	**TN100K-UN24I**
24	1.500	38.10	0.140	3.56	**TN150K-UN24I**
20	1.000	25.40	0.140	3.56	**TN100K-UN20I**
20	1.500	38.10	0.140	3.56	**TN150K-UN20I**
18	1.000	25.40	0.140	3.56	**TN100K-UN18I**
18	1.500	38.10	0.140	3.56	**TN150K-UN18I**
16	1.000	25.40	0.140	3.56	**TN100K-UN16I**
16	1.500	38.10	0.140	3.56	**TN150K-UN16I**
14	1.500	38.10	0.140	3.56	**TN150K-UN14I**
12	1.000	25.40	0.140	3.56	**TN100K-UN12I**
12	1.500	38.10	0.140	3.56	**TN150K-UN12I**
10	1.000	25.40	0.140	3.56	**TN100K-UN10I**
10	1.500	38.10	0.140	3.56	**TN150K-UN10I**
8	1.000	25.40	0.140	3.56	**TN100K-UN8I**
8	1.500	38.10	0.140	3.56	**TN150K-UN8I**
7	1.000	25.40	0.140	3.56	**TN100K-UN7I**
7	1.500	38.10	0.140	3.56	**TN150K-UN7I**
6	1.500	38.10	0.140	3.56	**TN150K-UN6I**

E: 58 - 61
Key on E: 1
E: 34
E: 48 - 49

Inserts sold in quantities of 2

AccuThread™ 856 Thread Mill Inserts

Pin Style | UN

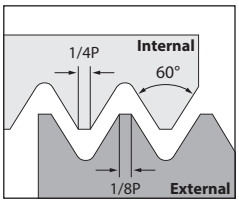

UN
External

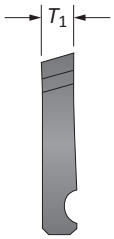

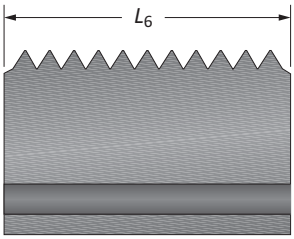

TPI (Pitch)	Insert L_6 inch	Insert L_6 mm	Insert T_1 inch	Insert T_1 mm	Part No. UN External
32	1.000	25.40	0.140	3.56	**TN100K-UN32E**
24	1.000	25.40	0.140	3.56	**TN100K-UN24E**
24	1.500	38.10	0.140	3.56	**TN150K-UN24E**
20	1.000	25.40	0.140	3.56	**TN100K-UN20E**
20	1.500	38.10	0.140	3.56	**TN150K-UN20E**
18	1.000	25.40	0.140	3.56	**TN100K-UN18E**
18	1.500	38.10	0.140	3.56	**TN150K-UN18E**
16	1.000	25.40	0.140	3.56	**TN100K-UN16E**
16	1.500	38.10	0.140	3.56	**TN150K-UN16E**
12	1.000	25.40	0.140	3.56	**TN100K-UN12E**
12	1.500	38.10	0.140	3.56	**TN150K-UN12E**
10	1.000	25.40	0.140	3.56	**TN100K-UN10E**
10	1.500	38.10	0.140	3.56	**TN150K-UN10E**
8	1.000	25.40	0.140	3.56	**TN100K-UN8E**
8	1.500	38.10	0.140	3.56	**TN150K-UN8E**
6	1.500	38.10	0.140	3.56	**TN150K-UN6E**

E: 58 - 61
Key on E: 1
E: 34
E: 48 - 49

Inserts sold in quantities of 2

A DRILLING
B BORING
C REAMING
D BURNISHING
E THREADING
X SPECIALS

AccuThread™ 856 Thread Mill Inserts

Pin Style | UNJ

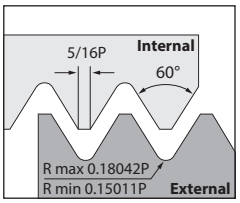

UNJ
Internal

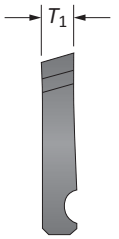

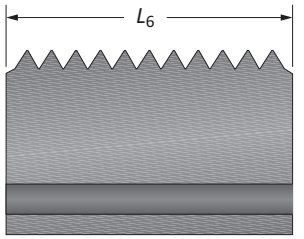

TPI (Pitch)	Insert L_6 inch	Insert L_6 mm	Insert T_1 inch	Insert T_1 mm	Part No. UNJ Internal
32	1.000	25.40	0.140	3.56	**TN100K-UNJ32I**
24	1.000	25.40	0.140	3.56	**TN100K-UNJ24I**
24	1.500	38.10	0.140	3.56	**TN150K-UNJ24I**
20	1.000	25.40	0.140	3.56	**TN100K-UNJ20I**
20	1.500	38.10	0.140	3.56	**TN150K-UNJ20I**
18	1.000	25.40	0.140	3.56	**TN100K-UNJ18I**
18	1.500	38.10	0.140	3.56	**TN150K-UNJ18I**
16	1.000	25.40	0.140	3.56	**TN100K-UNJ16I**
16	1.500	38.10	0.140	3.56	**TN150K-UNJ16I**
12	1.000	25.40	0.140	3.56	**TN100K-UNJ12I**
12	1.500	38.10	0.140	3.56	**TN150K-UNJ12I**
8	1.500	38.10	0.140	3.56	**TN150K-UNJ8I**

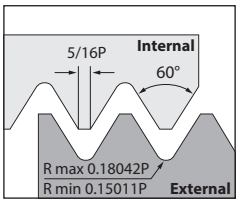

UNJ
External

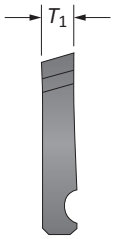

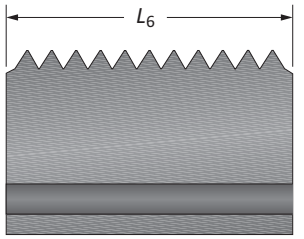

TPI (Pitch)	Insert L_6 inch	Insert L_6 mm	Insert T_1 inch	Insert T_1 mm	Part No. UNJ External
32	1.000	25.40	0.140	3.56	**TN100K-UNJ32E**
24	1.000	25.40	0.140	3.56	**TN100K-UNJ24E**
24	1.500	38.10	0.140	3.56	**TN150K-UNJ24E**
20	1.000	25.40	0.140	3.56	**TN100K-UNJ20E**
20	1.500	38.10	0.140	3.56	**TN150K-UNJ20E**
18	1.000	25.40	0.140	3.56	**TN100K-UNJ18E**
18	1.500	38.10	0.140	3.56	**TN150K-UNJ18E**
16	1.000	25.40	0.140	3.56	**TN100K-UNJ16E**
16	1.500	38.10	0.140	3.56	**TN150K-UNJ16E**
12	1.000	25.40	0.140	3.56	**TN100K-UNJ12E**
12	1.500	38.10	0.140	3.56	**TN150K-UNJ12E**
8	1.500	38.10	0.140	3.56	**TN150K-UNJ8E**

E: 58 - 61
Key on E: 1
E: 34
E: 48 - 49

Inserts sold in quantities of 2

AccuThread™ 856 Thread Mill Inserts

Pin Style | ISO

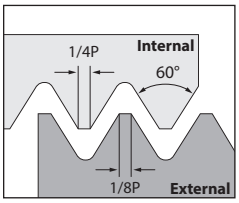

ISO
Internal

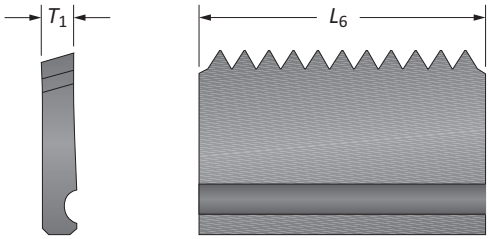

Pitch	Insert L_6 inch	Insert L_6 mm	Insert T_1 inch	Insert T_1 mm	Part No. ISO Internal
1.5	1.500	38.10	0.140	3.56	**TN150K-M1.5I**
2.0	1.500	38.10	0.140	3.56	**TN150K-M2.0I**
2.5	1.500	38.10	0.140	3.56	**TN150K-M2.5I**
3.0	1.500	38.10	0.140	3.56	**TN150K-M3.0I**
3.5	1.500	38.10	0.140	3.56	**TN150K-M3.5I**
4.0	1.500	38.10	0.140	3.56	**TN150K-M4.0I**
4.5	1.500	38.10	0.140	3.56	**TN150K-M4.5I**
5.0	1.500	38.10	0.140	3.56	**TN150K-M5.0I**
6.0	1.500	38.10	0.140	3.56	**TN150K-M6.0I**

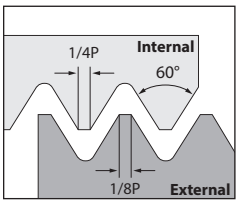

ISO
External

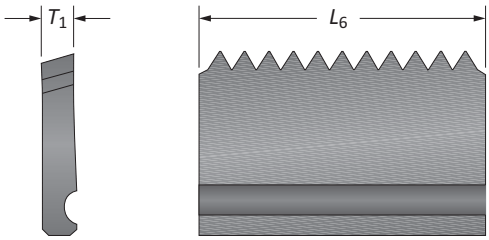

Pitch	Insert L_6 inch	Insert L_6 mm	Insert T_1 inch	Insert T_1 mm	Part No. ISO External
2.0	1.500	38.10	0.140	3.56	**TN150K-M2.0E**
4.0	1.500	38.10	0.140	3.56	**TN150K-M4.0E**
4.5	1.500	38.10	0.140	3.56	**TN150K-M4.5E**
5.0	1.500	38.10	0.140	3.56	**TN150K-M5.0E**
6.0	1.500	38.10	0.140	3.56	**TN150K-M6.0E**

E: 58 - 61
Key on E: 1
E: 34
E: 48 - 49

Inserts sold in quantities of 2

A DRILLING
B BORING
C REAMING
D BURNISHING
E THREADING
X SPECIALS

AccuThread™ Pin Style Holders

Weldon Shank



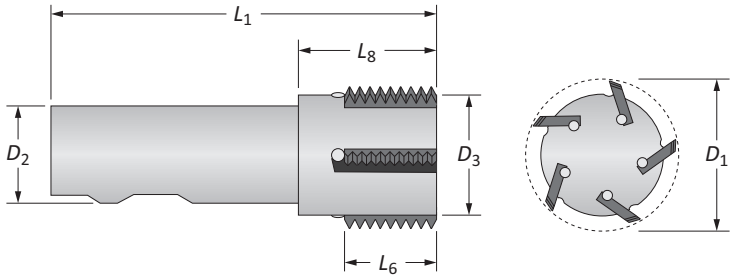

Positive Rake

	D_1		Holder											
	Standard	Ovesize*	D_3	L_8	L_6	L_1	D_2	Coolant	Flutes	Part No.	Inserts	Screw	Key Size	Pin
i	0.969	–	0.750	1.38	1.000	4.500	1.000	N	2	**THP-0969-2F100**	TN100K...	TMSS-3	3/32	TMP-1
	1.755	–	1.500	2.25	1.000	4.000	1.250	Y	5	**THP-1755-5F100**	TN100K...	TMSS-2	3/32	TMP-1
	0.932	1.063	0.722	1.90	1.500	4.500	1.000	N	1	**THP-0932-1F150**	TN150K...	TMSS-2	3/32	TMP-2
	0.969	1.100	0.750	2.00	1.500	4.500	1.000	N	2	**THP-0969-2F150**	TN150K...	TMSS-3	3/32	TMP-2
	1.116	1.247	0.812	2.00	1.500	4.500	1.000	Y	3	**THP-1116-3F150**	TN150K...	TMSS-3	3/32	TMP-2
	1.755	1.887	1.500	2.25	1.500	4.500	1.250	Y	5	**THP-1755-5F150**	TN150K...	TMSS-2	3/32	TMP-2
m	24.61	–	19.05	35.05	25.40	114.30	25.00	N	2	**THP-0969-2F100M**	TN100K...	TMSS-3	3/32	TMP-1
	44.58	–	38.10	57.15	25.40	101.60	32.00	Y	5	**THP-1755-5F100M**	TN100K...	TMSS-2	3/32	TMP-1
	23.67	27.00	18.34	48.44	38.10	114.30	25.00	N	1	**THP-0932-1F150M**	TN150K...	TMSS-2	3/32	TMP-2
	24.61	27.94	19.05	50.80	38.10	114.30	25.00	N	2	**THP-0969-2F150M**	TN150K...	TMSS-3	3/32	TMP-2
	28.35	31.67	20.63	50.80	38.10	114.30	25.00	Y	3	**THP-1116-3F150M**	TN150K...	TMSS-3	3/32	TMP-2
	44.58	47.93	38.10	57.15	38.10	114.30	32.00	Y	5	**THP-1755-5F150M**	TN150K...	TMSS-2	3/32	TMP-2

*See note at bottom of page

Neutral Rake

	D_1		Holder											
	Standard	Ovesize*	D_3	L_8	L_6	L_1	D_2	Coolant	Flutes	Part No.	Inserts	Screw	Key Size	Pin
i	1.116	1.247	0.812	2.00	1.500	4.500	1.000	Y	3	**TNR-1116-3F150**	TN150K...	TMSS-3	3/32	TMP-2
	1.755	1.887	1.500	2.25	1.500	4.531	1.250	Y	5	**TNR-1755-5F150**	TN150K...	TMSS-2	3/32	TMP-2
m	28.35	31.67	20.63	50.80	38.10	114.30	25.00	Y	3	**TNR-1116-3F150M**	TN150K...	TMSS-3	3/32	TMP-2
	44.58	47.93	38.10	57.15	38.10	114.30	32.00	Y	5	**TNR-1755-5F150M**	TN150K...	TMSS-2	3/32	TMP-2

*See note at bottom of page

E: 34
Key on E: 1
E: 42 - 47

*Oversized cutter diameter occurs when assembled with the following pin style inserts:

NPT 8 NPTF 11.5 NPTF 8	API 8	Metric 6.0 Metric 5.0 Metric 4.5	ACME 5 ACME 6

i = Imperial (in)
m = Metric (mm)

AccuThread™ Pin Style Holders

Shell Mill

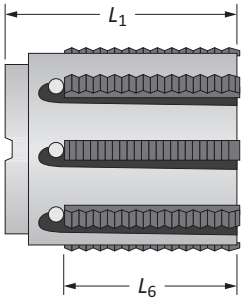

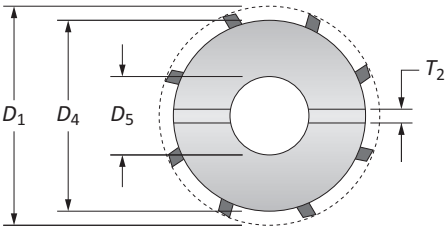

Positive Rake

	D_1 Standard	D_1 Ovesize*	Holder D_4	Holder D_5	Holder L_6	Holder L_1	Holder T_2	Flutes	Part No.	Inserts	Screw	Key Size	Pin
i	2.714	2.845	2.500	1.000	1.500	2.250	0.375	7	**TSN-2846-7F150**	TN150K...	TMSS-2	3/32	TMP-2
i	3.208	3.340	3.000	1.250	1.500	2.250	0.500	8	**TSN-3341-8F150**	TN150K...	TMSS-2	3/32	TMP-2
m	68.94	72.26	63.50	27.00	38.10	57.15	12	7	**TSN-2846-7F150M**	TN150K...	TMSS-2	3/32	TMP-2
m	81.48	84.84	76.20	32.00	38.10	57.15	14	8	**TSN-3341-8F150M**	TN150K...	TMSS-2	3/32	TMP-2

*See note at bottom of page

Neutral Rake

	D_1 Standard	D_1 Ovesize*	Holder D_4	Holder D_5	Holder L_6	Holder L_1	Holder T_2	Flutes	Part No.	Inserts	Screw	Key Size	Pin
i	2.217	2.349	2.000	0.750	1.500	2.250	0.312	6	**TSR-2217-6F150**	TN150K...	TMSS-2	3/32	TMP-2
m	56.31	59.66	50.80	22.00	38.10	57.15	10.00	6	**TSR-2217-6F150M**	TN150K...	TMSS-2	3/32	TMP-2

*See note at bottom of page

E: 34
Key on E: 1

E: 42 - 47

*Oversized cutter diameter occurs when assembled with the following pin style inserts:

NPT 8 NPTF 11.5 NPTF 8	API 8	Metric 6.0 Metric 5.0 Metric 4.5	ACME 5 ACME 6

i = Imperial (in)
m = Metric (mm)

Thread Mill Pre-Drill Information

Linear Feed Rate (LFR)

$$LFR = RPM \bullet (IPT \bullet \text{Number of flutes})$$

RPM = Revolutions per minute

IPT = Recommended feed (inch / tooth)

Surface Feet per Minute (SFM)

$$SFM = RPM \bullet 0.262 \bullet \text{Diameter}$$

RPM = Revolutions per minute

Revolutions per Minute (RPM)

$$RPM = \frac{SFM \bullet 3.82}{\text{Diameter}}$$

SFM = Surface feet per minute

Adjusted Feed Rate (AFR) - For Internal Threading

$$AFR = \frac{\text{Major Diameter - Cutter Diameter}}{\text{Major Diameter}} [LFR]$$

LFR = Linear feed rate

NOTICE: The above formula on an internal thread program adjusts the linear feed rate to be applied to the outer diameter instead of the center of the cutting tool. If the feed rate is not adjusted, the excessive feed rate will cause the thread mill cutting edges to fail.

Example of an Internal Adjusted Feed Rate Calculation:

Cast iron 125 BHN with a 1/2-13 thread form using AccuThread 856 solid carbide (TMUK0500-13)

STEP 1:	$RPM = \frac{SFM \bullet 3.82}{\text{Diameter}}$	$RPM = \frac{675 \bullet 3.82}{0.350}$	RPM = 7367
STEP 2:	$LFR = RPM \bullet (IPT \bullet \text{Number of flutes})$	$LFR = 7367 \bullet (0.0010 \bullet 4)$	LFR = 29.47 IPM
STEP 3:	$AFR = \frac{\text{Major Diameter - Cutter Diameter}}{\text{Major Diameter}} [LFR]$	$AFR = \frac{0.500 - 0.350}{0.500} [29.47]$	AFR = 8.84 IPM

Thread Mill Calculations and Recommended Passes

Thread Mill Drill Calculation

Based on nominal tap drill diameter. Based on 0.003" or 0.075mm probable mean oversize.

To calculate the percent of full thread for a given hole diameter:

IMPERIAL:

$$\text{\% of thread} = \text{\# of threads per inch} \bullet \frac{\text{Basic major diameter of thread - Drill hole size}}{0.0130}$$

METRIC:

$$\text{\% of thread} = \frac{76.96}{\text{Pitch (mm)}} \bullet [\text{ Basic major diameter of thread - Drill hole size }]$$

Major Thread Diameter for # Drills

Drill #	Thread Diameter
# 2	0.086
# 3	0.099
# 4	0.112
# 5	0.125
# 6	0.132
# 8	0.164
# 10	0.190
# 12	0.216

Recommended Passes

NPT / NPTF / BSPT / API			
	Machinability		
Pitch Size	Easy	Average	Difficult
28	1	1	2
27	1	1	2
19	1	1	2
18	1	1	2
14	1	2	3
11.5	1	2	3
11	1	2	3
10	1	2	3
8	2	3	4

ISO			
	Machinability		
Pitch Size	Easy	Average	Difficult
0.40	1	1	2
0.45	1	1	2
0.50	1	1	2
0.70	1	1	2
0.75	1	1	2
0.80	1	1	2
1.00	1	1	2
1.25	1	2	3
1.50	1	2	3
1.75	1	2	3
2.00	1	2	3
2.50	2	3	4
3.00	2	3	4
3.50	2	3	4
4.00	2	3	4
4.50	2	3	4
5.00	2	3	4
6.00	2	3	4

UN / UNJ / BSPP / BSW / NPS / NPSF			
	Machinability		
Pitch Size	Easy	Average	Difficult
64	1	1	2
56	1	1	2
48	1	1	2
44	1	1	2
40	1	1	2
36	1	1	2
32	1	1	2
28	1	1	2
24	1	1	2
20	1	2	3
19	1	2	3
18	1	2	3
16	1	2	3
14	1	2	3
13	1	2	3
12	1	2	3
11	2	2	4
10	2	3	4
9	2	3	4
8	2	3	4
7	2	3	4
6	2	3	4

- 1 Pass
- 2 Passes
- 3 Passes
- 4 Passes

Recommended Cutting Data | Imperial (inch)

Solid Carbide | AccuThread™ 856

ISO	Material	Hardness (BHN)	Machinability*	Speed (SFM)	Recommended Feed (inch/tooth) by Cutter Diameter							
					0.060 to 0.125	0.126 to 0.188	0.189 to 0.250	0.251 to 0.312	0.313 to 0.375	0.376 to 0.500	0.501 to 0.625	0.626 to 0.750
P	**Free Machining Steel**	100 - 150	Easy	900	0.0004	0.0005	0.0007	0.0009	0.0010	0.0015	0.0020	0.0025
	1118, 1215, 12L14, etc.	150 - 200	Easy	700	0.0004	0.0005	0.0007	0.0009	0.0010	0.0015	0.0020	0.0025
		200 - 250	Easy	500	0.0004	0.0005	0.0007	0.0009	0.0010	0.0015	0.0020	0.0025
	Low Carbon Steel	85 - 125	Average	900	0.0004	0.0005	0.0007	0.0009	0.0010	0.0015	0.0020	0.0025
	1010, 1020, 1025, 1522, 1144	125 - 175	Average	700	0.0004	0.0005	0.0007	0.0009	0.0010	0.0015	0.0020	0.0025
		175 - 225	Average	600	0.0004	0.0005	0.0007	0.0009	0.0010	0.0015	0.0020	0.0025
		225 - 275	Average	500	0.0004	0.0005	0.0007	0.0009	0.0010	0.0015	0.0020	0.0025
	Medium Carbon Steel	125 - 175	Average	575	0.0004	0.0005	0.0006	0.0008	0.0010	0.0013	0.0018	0.0020
	1010, 1040, 1050, 1527, 1140	175 - 225	Average	500	0.0004	0.0005	0.0006	0.0008	0.0010	0.0013	0.0018	0.0020
		225 - 275	Average	450	0.0004	0.0005	0.0006	0.0008	0.0010	0.0013	0.0018	0.0020
		275 - 325	Average	400	0.0004	0.0005	0.0006	0.0008	0.0010	0.0013	0.0018	0.0020
	Alloy Steel	125 - 175	Average	575	0.0004	0.0005	0.0006	0.0008	0.0010	0.0013	0.0018	0.0020
	4140, 5140, 8640	175 - 225	Average	500	0.0004	0.0005	0.0006	0.0008	0.0010	0.0013	0.0018	0.0020
		225 - 275	Average	450	0.0004	0.0005	0.0006	0.0008	0.0010	0.0013	0.0018	0.0020
		275 - 325	Difficult	400	0.0004	0.0005	0.0006	0.0008	0.0010	0.0013	0.0018	0.0020
		325 - 375	Difficult	375	0.0004	0.0005	0.0006	0.0008	0.0010	0.0013	0.0018	0.0020
	High Strength Alloy	225 - 300	Average	450	0.0004	0.0005	0.0006	0.0008	0.0010	0.0013	0.0018	0.0020
	4340, 4330V, 300M	300 - 350	Difficult	400	0.0004	0.0005	0.0006	0.0008	0.0010	0.0013	0.0018	0.0020
		350 - 400	Difficult	350	0.0004	0.0005	0.0006	0.0008	0.0010	0.0013	0.0018	0.0020
	Structural Steel	100 - 150	Average	600	0.0004	0.0005	0.0007	0.0009	0.0010	0.0015	0.0020	0.0025
	A36, A285, A516	150 - 250	Average	500	0.0004	0.0005	0.0007	0.0009	0.0010	0.0015	0.0020	0.0025
		250 - 350	Difficult	450	0.0004	0.0005	0.0007	0.0009	0.0010	0.0015	0.0020	0.0025
S	**High Temp Alloy**	140 - 220	Difficult	120	0.0003	0.0004	0.0006	0.0008	0.0009	0.0010	0.0012	0.0015
	Hastelloy B, Inconel 600	220 - 310	Difficult	90	0.0003	0.0004	0.0006	0.0008	0.0009	0.0010	0.0012	0.0015
M	**Stainless Steel**	135 - 185	Difficult	525	0.0004	0.0005	0.0006	0.0008	0.0009	0.0010	0.0015	0.0020
	303, 416, 420	185 - 275	Difficult	500	0.0004	0.0005	0.0006	0.0008	0.0009	0.0010	0.0015	0.0020
	Stainless Steel PH	185 - 275	Difficult	300	0.0004	0.0005	0.0006	0.0008	0.0009	0.0010	0.0015	0.0020
	17-4	275 - 325	Difficult	150	0.0004	0.0005	0.0006	0.0008	0.0009	0.0010	0.0015	0.0020
	Tool Steel	150 - 200	Difficult	575	0.0004	0.0005	0.0007	0.0009	0.0010	0.0015	0.0020	0.0025
	H-13, H21, A-4	200 - 250	Difficult	500	0.0004	0.0005	0.0007	0.0009	0.0010	0.0015	0.0020	0.0025
K	**Cast Iron**	120 - 150	Easy	675	0.0004	0.0005	0.0007	0.0009	0.0010	0.0015	0.0020	0.0025
	Grey, Ductile, Nodular	150 - 200	Easy	625	0.0004	0.0005	0.0007	0.0009	0.0010	0.0015	0.0020	0.0025
		200 - 220	Easy	575	0.0004	0.0005	0.0007	0.0009	0.0010	0.0015	0.0020	0.0025
		220 - 260	Average	500	0.0004	0.0005	0.0007	0.0009	0.0010	0.0015	0.0020	0.0025
		260 - 320	Average	475	0.0004	0.0005	0.0007	0.0009	0.0010	0.0015	0.0020	0.0025
N	**Wrought Aluminum**	30	Easy	1100	0.0005	0.0006	0.0009	0.0010	0.0015	0.0020	0.0025	0.0030
	6061 T6	180	Easy	1000	0.0005	0.0006	0.0009	0.0010	0.0015	0.0020	0.0025	0.0030
	Cast Aluminum** up to 10% silicon	120	Easy	625	0.0005	0.0006	0.0009	0.0010	0.0015	0.0020	0.0025	0.0030
	Brass	30 - 125	Easy	1100	0.0005	0.0006	0.0009	0.0010	0.0015	0.0020	0.0025	0.0030

NOTICE: Reduce feed and speed by 30% for tapered thread forms due to additional material removal
*Refer to recommended pass chart on page E: 45 when referencing material machinability
**Uncoated thread mills are recommended for cast aluminum applications

Recommended Cutting Data | Metric (mm)

Solid Carbide | AccuThread™ 856

ISO	Material	Hardness (BHN)	Machinability*	Speed (M/min)	Recommended Feed (mm/tooth) by Cutter Diameter							
					1.50 to 3.18	3.19 to 4.76	4.77 to 6.35	6.36 to 7.94	7.95 to 9.53	9.54 to 12.70	12.71 to 15.88	15.89 to 19.05
P	**Free Machining Steel**	100 - 150	Easy	274	0.010	0.013	0.018	0.023	0.025	0.038	0.051	0.064
	1118, 1215, 12L14, etc.	150 - 200	Easy	213	0.010	0.013	0.018	0.023	0.025	0.038	0.051	0.064
		200 - 250	Easy	152	0.010	0.013	0.018	0.023	0.025	0.038	0.051	0.064
	Low Carbon Steel	85 - 125	Average	274	0.010	0.013	0.018	0.023	0.025	0.038	0.051	0.064
	1010, 1020, 1025, 1522, 1144	125 - 175	Average	213	0.010	0.013	0.018	0.023	0.025	0.038	0.051	0.064
		175 - 225	Average	183	0.010	0.013	0.018	0.023	0.025	0.038	0.051	0.064
		225 - 275	Average	152	0.010	0.013	0.018	0.023	0.025	0.038	0.051	0.064
	Medium Carbon Steel	125 - 175	Average	175	0.010	0.013	0.015	0.020	0.025	0.033	0.046	0.051
	1010, 1040, 1050, 1527, 1140	175 - 225	Average	152	0.010	0.013	0.015	0.020	0.025	0.033	0.046	0.051
		225 - 275	Average	137	0.010	0.013	0.015	0.020	0.025	0.033	0.046	0.051
		275 - 325	Average	122	0.010	0.013	0.015	0.020	0.025	0.033	0.046	0.051
	Alloy Steel	125 - 175	Average	175	0.010	0.013	0.015	0.020	0.025	0.033	0.046	0.051
	4140, 5140, 8640	175 - 225	Average	152	0.010	0.013	0.015	0.020	0.025	0.033	0.046	0.051
		225 - 275	Average	137	0.010	0.013	0.015	0.020	0.025	0.033	0.046	0.051
		275 - 325	Difficult	122	0.010	0.013	0.015	0.020	0.025	0.033	0.046	0.051
		325 - 375	Difficult	114	0.010	0.013	0.015	0.020	0.025	0.033	0.046	0.051
	High Strength Alloy	225 - 300	Average	137	0.010	0.013	0.015	0.020	0.025	0.033	0.046	0.051
	4340, 4330V, 300M	300 - 350	Difficult	122	0.010	0.013	0.015	0.020	0.025	0.033	0.046	0.051
		350 - 400	Difficult	107	0.010	0.013	0.015	0.020	0.025	0.033	0.046	0.051
	Structural Steel	100 - 150	Average	183	0.010	0.013	0.018	0.023	0.025	0.038	0.051	0.064
	A36, A285, A516	150 - 250	Average	152	0.010	0.013	0.018	0.023	0.025	0.038	0.051	0.064
		250 - 350	Difficult	137	0.010	0.013	0.018	0.023	0.025	0.038	0.051	0.064
S	**High Temp Alloy**	140 - 220	Difficult	37	0.008	0.010	0.015	0.020	0.023	0.025	0.030	0.038
	Hastelloy B, Inconel 600	220 - 310	Difficult	27	0.008	0.010	0.015	0.020	0.023	0.025	0.030	0.038
M	**Stainless Steel**	135 - 185	Difficult	160	0.010	0.013	0.015	0.020	0.023	0.025	0.038	0.051
	303, 416, 420	185 - 275	Difficult	152	0.010	0.013	0.015	0.020	0.023	0.025	0.038	0.051
	Stainless Steel PH	185 - 275	Difficult	91	0.010	0.013	0.015	0.020	0.023	0.025	0.038	0.051
	17-4	275 - 325	Difficult	46	0.010	0.013	0.015	0.020	0.023	0.025	0.038	0.051
	Tool Steel	150 - 200	Difficult	175	0.010	0.013	0.018	0.023	0.025	0.038	0.051	0.064
	H-13, H21, A-4	200 - 250	Difficult	152	0.010	0.013	0.018	0.023	0.025	0.038	0.051	0.064
K	**Cast Iron**	120 - 150	Easy	206	0.010	0.013	0.018	0.023	0.025	0.038	0.051	0.064
	Grey, Ductile, Nodular	150 - 200	Easy	191	0.010	0.013	0.018	0.023	0.025	0.038	0.051	0.064
		200 - 220	Easy	175	0.010	0.013	0.018	0.023	0.025	0.038	0.051	0.064
		220 - 260	Average	152	0.010	0.013	0.018	0.023	0.025	0.038	0.051	0.064
		260 - 320	Average	145	0.010	0.013	0.018	0.023	0.025	0.038	0.051	0.064
N	**Wrought Aluminum**	30	Easy	335	0.013	0.015	0.023	0.025	0.038	0.051	0.064	0.076
	6061 T6	180	Easy	305	0.013	0.015	0.023	0.025	0.038	0.051	0.064	0.076
	Cast Aluminum** up to 10% silicon	120	Easy	191	0.013	0.015	0.023	0.025	0.038	0.051	0.064	0.076
	Brass	30 - 125	Easy	335	0.013	0.015	0.023	0.025	0.038	0.051	0.064	0.076

NOTICE: Reduce feed and speed by 30% for tapered thread forms due to additional material removal
*Refer to recommended pass chart on page E: 45 when referencing material machinability
**Uncoated thread mills are recommended for cast aluminum applications

Recommended Cutting Data | Imperial (inch)

Solid Carbide | ThreadMills USA

ISO	Material	Hardness (BHN)	Machinability*	Speed (SFM)	Recommended Feed (inch/tooth) by Cutter Diameter							
					0.060 to 0.125	0.126 to 0.188	0.189 to 0.250	0.251 to 0.312	0.313 to 0.375	0.376 to 0.500	0.501 to 0.625	0.626 to 0.750
P	**Free Machining Steel**	100 - 150	Easy	725	0.0004	0.0005	0.0007	0.0009	0.0010	0.0015	0.0020	0.0025
	1118, 1215, 12L14, etc.	150 - 200	Easy	550	0.0004	0.0005	0.0007	0.0009	0.0010	0.0015	0.0020	0.0025
		200 - 250	Easy	450	0.0004	0.0005	0.0007	0.0009	0.0010	0.0015	0.0020	0.0025
	Low Carbon Steel	85 - 125	Average	725	0.0004	0.0005	0.0007	0.0009	0.0010	0.0015	0.0020	0.0025
	1010, 1020, 1025, 1522, 1144	125 - 175	Average	550	0.0004	0.0005	0.0007	0.0009	0.0010	0.0015	0.0020	0.0025
		175 - 225	Average	450	0.0004	0.0005	0.0007	0.0009	0.0010	0.0015	0.0020	0.0025
		225 - 275	Average	400	0.0004	0.0005	0.0007	0.0009	0.0010	0.0015	0.0020	0.0025
	Medium Carbon Steel	125 - 175	Average	450	0.0004	0.0005	0.0006	0.0008	0.0010	0.0013	0.0018	0.0020
	1010, 1040, 1050, 1527, 1140	175 - 225	Average	400	0.0004	0.0005	0.0006	0.0008	0.0010	0.0013	0.0018	0.0020
		225 - 275	Average	350	0.0004	0.0005	0.0006	0.0008	0.0010	0.0013	0.0018	0.0020
		275 - 325	Average	300	0.0004	0.0005	0.0006	0.0008	0.0010	0.0013	0.0018	0.0020
	Alloy Steel	125 - 175	Average	450	0.0004	0.0005	0.0006	0.0008	0.0010	0.0013	0.0018	0.0020
	4140, 5140, 8640	175 - 225	Average	400	0.0004	0.0005	0.0006	0.0008	0.0010	0.0013	0.0018	0.0020
		225 - 275	Average	350	0.0004	0.0005	0.0006	0.0008	0.0010	0.0013	0.0018	0.0020
		275 - 325	Difficult	300	0.0004	0.0005	0.0006	0.0008	0.0010	0.0013	0.0018	0.0020
		325 - 375	Difficult	250	0.0004	0.0005	0.0006	0.0008	0.0010	0.0013	0.0018	0.0020
	High Strength Alloy	225 - 300	Average	350	0.0004	0.0005	0.0006	0.0008	0.0010	0.0013	0.0018	0.0020
	4340, 4330V, 300M	300 - 350	Difficult	300	0.0004	0.0005	0.0006	0.0008	0.0010	0.0013	0.0018	0.0020
		350 - 400	Difficult	250	0.0004	0.0005	0.0006	0.0008	0.0010	0.0013	0.0018	0.0020
	Structural Steel	100 - 150	Average	450	0.0004	0.0005	0.0007	0.0009	0.0010	0.0015	0.0020	0.0025
	A36, A285, A516	150 - 250	Average	400	0.0004	0.0005	0.0007	0.0009	0.0010	0.0015	0.0020	0.0025
		250 - 350	Difficult	300	0.0004	0.0005	0.0007	0.0009	0.0010	0.0015	0.0020	0.0025
S	**High Temp Alloy**	140 - 220	Difficult	100	0.0003	0.0004	0.0006	0.0008	0.0009	0.0010	0.0012	0.0015
	Hastelloy B, Inconel 600	220 - 310	Difficult	75	0.0003	0.0004	0.0006	0.0008	0.0009	0.0010	0.0012	0.0015
M	**Stainless Steel**	135 - 185	Difficult	425	0.0004	0.0005	0.0006	0.0008	0.0009	0.0010	0.0015	0.0020
	303, 416, 420	185 - 275	Difficult	400	0.0004	0.0005	0.0006	0.0008	0.0009	0.0010	0.0015	0.0020
	Stainless Steel PH	185 - 275	Difficult	250	0.0004	0.0005	0.0006	0.0008	0.0009	0.0010	0.0015	0.0020
	17-4	275 - 325	Difficult	125	0.0004	0.0005	0.0006	0.0008	0.0009	0.0010	0.0015	0.0020
	Tool Steel	150 - 200	Difficult	325	0.0004	0.0005	0.0007	0.0008	0.0010	0.0015	0.0020	0.0025
	H-13, H21, A-4	200 - 250	Difficult	225	0.0004	0.0005	0.0007	0.0008	0.0010	0.0015	0.0020	0.0025
K	**Cast Iron**	120 - 150	Easy	550	0.0004	0.0005	0.0007	0.0009	0.0010	0.0015	0.0020	0.0025
	Grey, Ductile, Nodular	150 - 200	Easy	500	0.0004	0.0005	0.0007	0.0009	0.0010	0.0015	0.0020	0.0025
		200 - 220	Easy	450	0.0004	0.0005	0.0007	0.0009	0.0010	0.0015	0.0020	0.0025
		220 - 260	Average	400	0.0004	0.0005	0.0007	0.0009	0.0010	0.0015	0.0020	0.0025
		260 - 320	Average	375	0.0004	0.0005	0.0007	0.0009	0.0010	0.0015	0.0020	0.0025
N	**Wrought Aluminum**	30	Easy	1000	0.0005	0.0006	0.0009	0.0010	0.0015	0.0020	0.0025	0.0030
	6061 T6	180	Easy	900	0.0005	0.0006	0.0009	0.0010	0.0015	0.0020	0.0025	0.0030
	Cast Aluminum** up to 10% silicon	120	Easy	500	0.0005	0.0006	0.0009	0.0010	0.0015	0.0020	0.0025	0.0030
	Brass	30 - 125	Easy	1000	0.0005	0.0006	0.0009	0.0010	0.0015	0.0020	0.0025	0.0030

NOTICE: Reduce feed and speed by 30% for tapered thread forms due to additional material removal
*Refer to recommended pass chart on page E: 45 when referencing material machinability
**Uncoated thread mills are recommended for cast aluminum applications

Recommended Cutting Data | Metric (mm)

Solid Carbide | ThreadMills USA

ISO	Material	Hardness (BHN)	Machinability*	Speed (M/min)	Recommended Feed (mm/tooth) by Cutter Diameter							
					1.50 to 3.18	3.19 to 4.76	4.77 to 6.35	6.36 to 7.94	7.95 to 9.53	9.54 to 12.70	12.71 to 15.88	15.89 to 19.05
P	**Free Machining Steel**	100 - 150	Easy	221	0.010	0.013	0.018	0.023	0.025	0.038	0.051	0.064
	1118, 1215, 12L14, etc.	150 - 200	Easy	168	0.010	0.013	0.018	0.023	0.025	0.038	0.051	0.064
		200 - 250	Easy	137	0.010	0.013	0.018	0.023	0.025	0.038	0.051	0.064
	Low Carbon Steel	85 - 125	Average	221	0.010	0.013	0.018	0.023	0.025	0.038	0.051	0.064
	1010, 1020, 1025, 1522, 1144	125 - 175	Average	168	0.010	0.013	0.018	0.023	0.025	0.038	0.051	0.064
		175 - 225	Average	137	0.010	0.013	0.018	0.023	0.025	0.038	0.051	0.064
		225 - 275	Average	122	0.010	0.013	0.018	0.023	0.025	0.038	0.051	0.064
	Medium Carbon Steel	125 - 175	Average	137	0.010	0.013	0.015	0.020	0.025	0.038	0.046	0.051
	1010, 1040, 1050, 1527, 1140	175 - 225	Average	122	0.010	0.013	0.015	0.020	0.025	0.038	0.046	0.051
		225 - 275	Average	107	0.010	0.013	0.015	0.020	0.025	0.038	0.046	0.051
		275 - 325	Average	91	0.010	0.013	0.015	0.020	0.025	0.038	0.046	0.051
	Alloy Steel	125 - 175	Average	137	0.010	0.013	0.015	0.020	0.025	0.038	0.046	0.051
	4140, 5140, 8640	175 - 225	Average	122	0.010	0.013	0.015	0.020	0.025	0.038	0.046	0.051
		225 - 275	Average	107	0.010	0.013	0.015	0.020	0.025	0.038	0.046	0.051
		275 - 325	Difficult	91	0.010	0.013	0.015	0.020	0.025	0.038	0.046	0.051
		325 - 375	Difficult	76	0.010	0.013	0.015	0.020	0.025	0.038	0.046	0.051
	High Strength Alloy	225 - 300	Average	107	0.010	0.013	0.015	0.020	0.025	0.038	0.046	0.051
	4340, 4330V, 300M	300 - 350	Difficult	91	0.010	0.013	0.015	0.020	0.025	0.038	0.046	0.051
		350 - 400	Difficult	76	0.010	0.013	0.015	0.020	0.025	0.038	0.046	0.051
	Structural Steel	100 - 150	Average	137	0.010	0.013	0.018	0.023	0.025	0.038	0.051	0.064
	A36, A285, A516	150 - 250	Average	122	0.010	0.013	0.018	0.023	0.025	0.038	0.051	0.064
		250 - 350	Difficult	91	0.010	0.013	0.018	0.023	0.025	0.038	0.051	0.064
S	**High Temp Alloy**	140 - 220	Difficult	30	0.008	0.010	0.015	0.020	0.023	0.025	0.030	0.038
	Hastelloy B, Inconel 600	220 - 310	Difficult	23	0.008	0.010	0.015	0.020	0.023	0.025	0.030	0.038
M	**Stainless Steel**	135 - 185	Difficult	130	0.010	0.013	0.015	0.020	0.023	0.025	0.038	0.051
	303, 416, 420	185 - 275	Difficult	122	0.010	0.013	0.015	0.020	0.023	0.025	0.038	0.051
	Stainless Steel PH	185 - 275	Difficult	76	0.010	0.013	0.015	0.020	0.023	0.025	0.038	0.051
	17-4	275 - 325	Difficult	38	0.010	0.013	0.015	0.020	0.023	0.025	0.038	0.051
	Tool Steel	150 - 200	Difficult	99	0.010	0.013	0.018	0.023	0.025	0.038	0.051	0.064
	H-13, H21, A-4	200 - 250	Difficult	69	0.010	0.013	0.018	0.023	0.025	0.038	0.051	0.064
R	**Cast Iron**	120 - 150	Easy	168	0.010	0.013	0.018	0.023	0.025	0.038	0.051	0.064
	Grey, Ductile, Nodular	150 - 200	Easy	152	0.010	0.013	0.018	0.023	0.025	0.038	0.051	0.064
		200 - 220	Easy	137	0.010	0.013	0.018	0.023	0.025	0.038	0.051	0.064
		220 - 260	Average	122	0.010	0.013	0.018	0.023	0.025	0.038	0.051	0.064
		260 - 320	Average	114	0.010	0.013	0.018	0.023	0.025	0.038	0.051	0.064
S	**Wrought Aluminum**	30	Easy	305	0.013	0.015	0.023	0.025	0.038	0.051	0.064	0.076
	6061 T6	180	Easy	274	0.013	0.015	0.023	0.025	0.038	0.051	0.064	0.076
	Cast Aluminum** up to 10% silicon	120	Easy	152	0.013	0.015	0.023	0.025	0.038	0.051	0.064	0.076
	Brass	30 - 125	Easy	305	0.013	0.015	0.023	0.025	0.038	0.051	0.064	0.076

NOTICE: Reduce feed and speed by 30% for tapered thread forms due to additional material removal
*Refer to recommended pass chart on page E: 45 when referencing material machinability
**Uncoated thread mills are recommended for cast aluminum applications

Recommended Cutting Data | Imperial (inch)

Solid Carbide | AccuThread™ T3

ISO	Material	Hardness (BHN)	Speed (SFM)	Chipload per Tooth (IPT) by Cutter Diameter					
				0.055 to 0.125	0.126 to 0.188	0.189 to 0.250	0.251 to 0.312	0.313 to 0.375	0.376 to 0.500
P	**Free Machining Steel** 1118, 1215, 12L14, etc.	100 - 150	375	0.0008	0.0010	0.0014	0.0018	0.0020	0.0030
		150 - 200	275	0.0008	0.0010	0.0014	0.0018	0.0020	0.0030
		200 - 250	225	0.0008	0.0010	0.0014	0.0018	0.0020	0.0030
	Low Carbon Steel 1010, 1020, 1025, 1522, 1144, etc.	85 - 125	375	0.0008	0.0010	0.0014	0.0018	0.0020	0.0030
		125 - 175	275	0.0008	0.0010	0.0014	0.0018	0.0020	0.0030
		175 - 225	225	0.0008	0.0010	0.0014	0.0018	0.0020	0.0030
		225 - 275	200	0.0008	0.0010	0.0014	0.0018	0.0020	0.0030
	Medium Carbon Steel 1030, 1040, 1050, 1527, 1140, 1151, etc.	125 - 175	225	0.0008	0.0010	0.0012	0.0016	0.0020	0.0026
		175 - 225	200	0.0008	0.0010	0.0012	0.0016	0.0020	0.0026
		225 - 275	175	0.0008	0.0010	0.0012	0.0016	0.0020	0.0026
		275 - 325	150	0.0008	0.0010	0.0012	0.0016	0.0020	0.0026
	Alloy Steel 4140, 5140, 8640, etc.	125 - 175	225	0.0008	0.0010	0.0012	0.0016	0.0020	0.0026
		175 - 225	200	0.0008	0.0010	0.0012	0.0016	0.0020	0.0026
		225 - 275	175	0.0008	0.0010	0.0012	0.0016	0.0020	0.0026
		275 - 325	150	0.0008	0.0010	0.0012	0.0016	0.0020	0.0026
		325 - 375	125	0.0008	0.0010	0.0012	0.0016	0.0020	0.0026
	High Strength Alloy 4340, 4330V, 300M, etc.	225 - 300	175	0.0008	0.0010	0.0012	0.0016	0.0020	0.0026
		300 - 350	150	0.0008	0.0010	0.0012	0.0016	0.0020	0.0026
		350 - 400	125	0.0008	0.0010	0.0012	0.0016	0.0020	0.0026
	Structural Steel A36, A285, A516, etc.	100 - 150	225	0.0008	0.0010	0.0014	0.0018	0.0020	0.0030
		150 - 250	200	0.0008	0.0010	0.0014	0.0018	0.0020	0.0030
		250 - 350	150	0.0008	0.0010	0.0014	0.0018	0.0020	0.0030
	Tool Steel H-13, H-21, A-4, 0-2, S-3, etc.	150 - 200	175	0.0008	0.0010	0.0012	0.0016	0.0020	0.0026
		200 - 250	125	0.0008	0.0010	0.0012	0.0016	0.0020	0.0026
S	**High Temp Alloy** Hastelloy B, Inconel 600, etc.	140 - 220	100	0.0006	0.0008	0.0012	0.0016	0.0018	0.0020
		220 - 310	75	0.0006	0.0008	0.0012	0.0016	0.0018	0.0020
	Titanium Alloy	140 - 220	100	0.0006	0.0008	0.0012	0.0016	0.0018	0.0020
		220 - 310	75	0.0006	0.0008	0.0012	0.0016	0.0018	0.0020
	Aerospace Alloy S82	185 - 275	100	0.0006	0.0008	0.0012	0.0016	0.0018	0.0020
		275 - 350	75	0.0006	0.0008	0.0012	0.0016	0.0018	0.0020
M	**Stainless Steel** 416, 420, etc.	185 - 275	225	0.0008	0.0010	0.0012	0.0016	0.0018	0.0020
		275 - 350	200	0.0008	0.0010	0.0012	0.0016	0.0018	0.0020
	Stainless Steel 300 Series 304, 316, 17-4PH, etc.	135 - 185	125	0.0008	0.0010	0.0012	0.0016	0.0018	0.0020
		185 - 275	75	0.0008	0.0010	0.0012	0.0016	0.0018	0.0020
	Super Duplex Stainless Steel	135 - 185	125	0.0006	0.0008	0.0012	0.0016	0.0018	0.0020
		185 - 275	75	0.0006	0.0008	0.0012	0.0016	0.0018	0.0020
H	**Hardened Steels**	450 - 500	175	0.0006	0.0008	0.0012	0.0016	0.0018	0.0020
		500 - 550	125	0.0006	0.0008	0.0012	0.0016	0.0018	0.0020
K	**Cast Iron** Grey, Ductile, Nodular	120 - 150	275	0.0008	0.0010	0.0014	0.0018	0.0020	0.0030
		150 - 200	250	0.0008	0.0010	0.0014	0.0018	0.0020	0.0030
		200 - 220	225	0.0008	0.0010	0.0014	0.0018	0.0020	0.0030
		220 - 260	200	0.0008	0.0010	0.0014	0.0018	0.0020	0.0030
		260 - 320	200	0.0008	0.0010	0.0014	0.0018	0.0020	0.0030
N	**Wrought Aluminum**	30	500	0.0010	0.0012	0.0018	0.0020	0.0030	0.0040
		180	450	0.0010	0.0012	0.0018	0.0020	0.0030	0.0040
	Cast Aluminum	30 - 180	250	0.0010	0.0012	0.0018	0.0020	0.0030	0.0040
	Brass	30 - 100	500	0.0010	0.0012	0.0018	0.0020	0.0030	0.0040

Recommended Cutting Data | Metric (mm)

Solid Carbide | AccuThread™ T3

ISO	Material	Hardness (BHN)	Speed (M/min)	Chipload per Tooth (mm/tooth) by Cutter Diameter 1.40 to 3.17	3.18 to 4.77	4.78 to 6.35	6.36 to 7.92
P	**Free Machining Steel** 1118, 1215, 12L14, etc.	100 - 150	115	0.020	0.025	0.035	0.045
		150 - 200	85	0.020	0.025	0.035	0.045
		200 - 250	70	0.020	0.025	0.035	0.045
	Low Carbon Steel 1010, 1020, 1025, 1522, 1144, etc.	85 - 125	115	0.020	0.025	0.035	0.045
		125 - 175	85	0.020	0.025	0.035	0.045
		175 - 225	70	0.020	0.025	0.035	0.045
		225 - 275	60	0.020	0.025	0.035	0.045
	Medium Carbon Steel 1030, 1040, 1050, 1527, 1140, 1151, etc.	125 - 175	70	0.020	0.025	0.030	0.040
		175 - 225	60	0.020	0.025	0.030	0.040
		225 - 275	50	0.020	0.025	0.030	0.040
		275 - 325	45	0.020	0.025	0.030	0.040
	Alloy Steel 4140, 5140, 8640, etc.	125 - 175	70	0.020	0.025	0.030	0.040
		175 - 225	60	0.020	0.025	0.030	0.040
		225 - 275	50	0.020	0.025	0.030	0.040
		275 - 325	45	0.020	0.025	0.030	0.040
		325 - 375	38	0.020	0.025	0.030	0.040
	High Strength Alloy 4340, 4330V, 300M, etc.	225 - 300	50	0.020	0.025	0.030	0.040
		300 - 350	45	0.020	0.025	0.030	0.040
		350 - 400	38	0.020	0.025	0.030	0.040
	Structural Steel A36, A285, A516, etc.	100 - 150	70	0.020	0.025	0.035	0.045
		150 - 250	60	0.020	0.025	0.035	0.045
		250 - 350	45	0.020	0.025	0.035	0.045
	Tool Steel H-13, H-21, A-4, 0-2, S-3, etc.	150 - 200	50	0.020	0.025	0.030	0.040
		200 - 250	38	0.020	0.025	0.030	0.040
S	**High Temp Alloy** Hastelloy B, Inconel 600, etc.	140 - 220	30	0.015	0.020	0.030	0.040
		220 - 310	23	0.015	0.020	0.030	0.040
	Titanium Alloy	140 - 220	30	0.015	0.020	0.030	0.040
		220 - 310	23	0.015	0.020	0.030	0.040
	Aerospace Alloy S82	185 - 275	30	0.015	0.020	0.030	0.040
		275 - 350	23	0.015	0.020	0.030	0.040
M	**Stainless Steel** 416, 420, etc.	185 - 275	70	0.020	0.025	0.030	0.040
		275 - 350	60	0.020	0.025	0.030	0.040
	Stainless Steel 300 Series 304, 316, 17-4PH, etc.	135 - 185	38	0.020	0.025	0.030	0.040
		185 - 275	23	0.020	0.025	0.030	0.040
	Super Duplex Stainless Steel	135 - 185	38	0.015	0.020	0.030	0.040
		185 - 275	23	0.015	0.020	0.030	0.040
H	**Hardened Steels**	450 - 500	50	0.015	0.020	0.030	0.040
		500 - 550	38	0.015	0.020	0.030	0.040
K	**Cast Iron** Grey, Ductile, Nodular	120 - 150	85	0.020	0.025	0.035	0.045
		150 - 200	75	0.020	0.025	0.035	0.045
		200 - 220	70	0.020	0.025	0.035	0.045
		220 - 260	60	0.020	0.025	0.035	0.045
		260 - 320	60	0.020	0.025	0.035	0.045
N	**Wrought Aluminum**	30	150	0.025	0.030	0.045	0.050
		180	135	0.025	0.030	0.045	0.050
	Cast Aluminum	30 - 180	75	0.025	0.030	0.045	0.050
	Brass	30 - 100	150	0.025	0.030	0.045	0.050

Recommended Cutting Data | Imperial (inch)

Indexable | AccuThread™ 856 | Positive Rake

ISO	Material	Hardness (BHN)	Machinability**	Speed (SFM)	Recommended Feed (inch/tooth) by Cutter Diameter: 1 flute 0.375 - 0.500	1 flute 0.501 - 0.750	1 and 2 flutes 0.751 - 1.000	3 flutes 1.001 - 1.500	5 flutes 1.501 - 2.000	7 flutes 2.001 - 2.750	8 flutes 2.751 - 3.500
P	**Free Machining Steel**	100 - 150	Easy	900	0.0008	0.0010	0.0012	0.0015	0.0020	0.0025	0.0030
	1118, 1215, 12L14, etc.	150 - 200	Easy	700	0.0008	0.0010	0.0012	0.0015	0.0020	0.0025	0.0030
		200 - 250	Easy	500	0.0008	0.0010	0.0012	0.0015	0.0020	0.0025	0.0030
	Low Carbon Steel	85 - 125	Average	900	0.0008	0.0010	0.0012	0.0015	0.0020	0.0025	0.0030
	1010, 1020, 1025, 1522, 1144	125 - 175	Average	700	0.0008	0.0010	0.0012	0.0015	0.0020	0.0025	0.0030
		175 - 225	Average	600	0.0008	0.0010	0.0012	0.0015	0.0020	0.0025	0.0030
		225 - 275	Average	500	0.0008	0.0010	0.0012	0.0015	0.0020	0.0025	0.0030
	Medium Carbon Steel	125 - 175	Average	575	0.0008	0.0009	0.0010	0.0012	0.0015	0.0020	0.0025
	1010, 1040, 1050, 1527, 1140	175 - 225	Average	500	0.0008	0.0009	0.0010	0.0012	0.0015	0.0020	0.0025
		225 - 275	Average	450	0.0008	0.0009	0.0010	0.0012	0.0015	0.0020	0.0025
		275 - 325	Average	400	0.0008	0.0009	0.0010	0.0012	0.0015	0.0020	0.0025
	Alloy Steel	125 - 175	Average	575	0.0008	0.0009	0.0010	0.0012	0.0015	0.0020	0.0025
	4140, 5140, 8640	175 - 225	Average	500	0.0008	0.0009	0.0010	0.0012	0.0015	0.0020	0.0025
		225 - 275	Average	450	0.0008	0.0009	0.0010	0.0012	0.0015	0.0020	0.0025
		275 - 325	Difficult	400	0.0008	0.0009	0.0010	0.0012	0.0015	0.0020	0.0025
		325 - 375	Difficult	375	0.0008	0.0009	0.0010	0.0012	0.0015	0.0020	0.0025
	High Strength Alloy	225 - 300	Average	450	0.0008	0.0009	0.0010	0.0012	0.0015	0.0020	0.0025
	4340, 4330V, 300M	300 - 350	Difficult	400	0.0008	0.0009	0.0010	0.0012	0.0015	0.0020	0.0025
		350 - 400	Difficult	350	0.0008	0.0009	0.0010	0.0012	0.0015	0.0020	0.0025
	Structural Steel	100 - 150	Average	600	0.0008	0.0010	0.0012	0.0015	0.0020	0.0025	0.0030
	A36, A285, A516	150 - 250	Average	500	0.0008	0.0010	0.0012	0.0015	0.0020	0.0025	0.0030
		250 - 350	Difficult	450	0.0008	0.0010	0.0012	0.0015	0.0020	0.0025	0.0030
S	**High Temp Alloy**	140 - 220	Difficult	120	0.0005	0.0006	0.0008	0.0010	0.0015	0.0020	0.0025
	Hastelloy B, Inconel 600	220 - 310	Difficult	90	0.0005	0.0006	0.0008	0.0010	0.0015	0.0020	0.0025
M	**Stainless Steel**	135 - 185	Difficult	525	0.0005	0.0007	0.0009	0.0015	0.0020	0.0025	0.0030
	303, 416, 420	185 - 275	Difficult	500	0.0005	0.0007	0.0009	0.0015	0.0020	0.0025	0.0030
	Stainless Steel PH	185 - 275	Difficult	300	0.0005	0.0007	0.0009	0.0015	0.0020	0.0025	0.0030
	17-4	275 - 325	Difficult	150	0.0005	0.0007	0.0009	0.0015	0.0020	0.0025	0.0030
	Tool Steel	150 - 200	Difficult	575	0.0008	0.0010	0.0012	0.0015	0.0020	0.0025	0.0030
	H-13, H21, A-4	200 - 250	Difficult	500	0.0008	0.0010	0.0012	0.0015	0.0020	0.0025	0.0030
K	**Cast Iron**	120 - 150	Easy	675	0.0008	0.0012	0.0015	0.0020	0.0030	0.0040	0.0050
	Grey, Ductile, Nodular	150 - 200	Easy	625	0.0008	0.0012	0.0015	0.0020	0.0030	0.0040	0.0050
		200 - 220	Easy	575	0.0008	0.0012	0.0015	0.0020	0.0030	0.0040	0.0050
		220 - 260	Average	500	0.0008	0.0012	0.0015	0.0020	0.0030	0.0040	0.0050
		260 - 320	Average	475	0.0008	0.0012	0.0015	0.0020	0.0030	0.0040	0.0050
N	**Wrought Aluminum**	30	Easy	1100	0.0015	0.0020	0.0025	0.0030	0.0040	0.0050	0.0060
	6061 T6	180	Easy	1000	0.0015	0.0020	0.0025	0.0030	0.0040	0.0050	0.0060
	Cast Aluminum** up to 10% silicon	120	Easy	625	0.0015	0.0020	0.0025	0.0030	0.0040	0.0050	0.0060
	Brass	30 - 125	Easy	1100	0.0020	0.0025	0.0030	0.0040	0.0045	0.0055	0.0065

NOTICE: Reduce feed and speed by 30% for tapered thread forms due to additional material removal
*Refer to recommended pass chart on page E: 45 when referencing material machinability
**Uncoated thread mills are recommended for cast aluminum applications

Recommended Cutting Data | Metric (mm)

Indexable | AccuThread™ 856 | Positive Rake

ISO	Material	Hardness (BHN)	Machinability**	Speed (M/min)	Recommended Feed (mm/tooth) by Cutter Diameter: 1 flute 9.53 - 12.70	1 flute 12.71 - 19.05	1 and 2 flutes 19.06 - 25.40	3 flutes 25.41 - 38.10	5 flutes 38.11 - 50.80	7 flutes 50.81 - 69.85	8 flutes 69.86 - 88.90
P	**Free Machining Steel** 1118, 1215, 12L14, etc.	100 - 150	Easy	274	0.020	0.025	0.030	0.038	0.051	0.064	0.076
		150 - 200	Easy	213	0.020	0.025	0.030	0.038	0.051	0.064	0.076
		200 - 250	Easy	152	0.020	0.025	0.030	0.038	0.051	0.064	0.076
	Low Carbon Steel 1010, 1020, 1025, 1522, 1144	85 - 125	Average	274	0.020	0.025	0.030	0.038	0.051	0.064	0.076
		125 - 175	Average	213	0.020	0.025	0.030	0.038	0.051	0.064	0.076
		175 - 225	Average	183	0.020	0.025	0.030	0.038	0.051	0.064	0.076
		225 - 275	Average	152	0.020	0.025	0.030	0.038	0.051	0.064	0.076
	Medium Carbon Steel 1010, 1040, 1050, 1527, 1140	125 - 175	Average	175	0.020	0.023	0.025	0.030	0.038	0.051	0.064
		175 - 225	Average	152	0.020	0.023	0.025	0.030	0.038	0.051	0.064
		225 - 275	Average	137	0.020	0.023	0.025	0.030	0.038	0.051	0.064
		275 - 325	Average	122	0.020	0.023	0.025	0.030	0.038	0.051	0.064
	Alloy Steel 4140, 5140, 8640	125 - 175	Average	175	0.020	0.023	0.025	0.030	0.038	0.051	0.064
		175 - 225	Average	152	0.020	0.023	0.025	0.030	0.038	0.051	0.064
		225 - 275	Average	137	0.020	0.023	0.025	0.030	0.038	0.051	0.064
		275 - 325	Difficult	122	0.020	0.023	0.025	0.030	0.038	0.051	0.064
		325 - 375	Difficult	114	0.020	0.023	0.025	0.030	0.038	0.051	0.064
	High Strength Alloy 4340, 4330V, 300M	225 - 300	Average	137	0.020	0.023	0.025	0.030	0.038	0.051	0.064
		300 - 350	Difficult	122	0.020	0.023	0.025	0.030	0.038	0.051	0.064
		350 - 400	Difficult	107	0.020	0.023	0.025	0.030	0.038	0.051	0.064
	Structural Steel A36, A285, A516	100 - 150	Average	183	0.020	0.025	0.030	0.038	0.051	0.064	0.076
		150 - 250	Average	152	0.020	0.025	0.030	0.038	0.051	0.064	0.076
		250 - 350	Difficult	137	0.020	0.025	0.030	0.038	0.051	0.064	0.076
S	**High Temp Alloy** Hastelloy B, Inconel 600	140 - 220	Difficult	37	0.013	0.015	0.020	0.025	0.038	0.051	0.064
		220 - 310	Difficult	27	0.013	0.015	0.020	0.025	0.038	0.051	0.064
M	**Stainless Steel** 303, 416, 420	135 - 185	Difficult	160	0.013	0.018	0.023	0.038	0.051	0.064	0.076
		185 - 275	Difficult	152	0.013	0.018	0.023	0.038	0.051	0.064	0.076
	Stainless Steel PH 17-4	185 - 275	Difficult	91	0.013	0.018	0.023	0.038	0.051	0.064	0.076
		275 - 325	Difficult	46	0.013	0.018	0.023	0.038	0.051	0.064	0.076
	Tool Steel H-13, H21, A-4	150 - 200	Difficult	175	0.020	0.025	0.030	0.038	0.051	0.064	0.076
		200 - 250	Difficult	152	0.020	0.025	0.030	0.038	0.051	0.064	0.076
K	**Cast Iron** Grey, Ductile, Nodular	120 - 150	Easy	206	0.020	0.030	0.038	0.051	0.076	0.102	0.127
		150 - 200	Easy	191	0.020	0.030	0.038	0.051	0.076	0.102	0.127
		200 - 220	Easy	175	0.020	0.030	0.038	0.051	0.076	0.102	0.127
		220 - 260	Average	152	0.020	0.030	0.038	0.051	0.076	0.102	0.127
		260 - 320	Average	145	0.020	0.030	0.038	0.051	0.076	0.102	0.127
N	**Wrought Aluminum** 6061 T6	30	Easy	335	0.038	0.051	0.064	0.076	0.102	0.127	0.152
		180	Easy	305	0.038	0.051	0.064	0.076	0.102	0.127	0.152
	Cast Aluminum** up to 10% silicon	120	Easy	191	0.038	0.051	0.064	0.076	0.102	0.127	0.152
	Brass	30 - 125	Easy	335	0.051	0.064	0.076	0.102	0.114	0.140	0.165

NOTICE: Reduce feed and speed by 30% for tapered thread forms due to additional material removal

*Refer to recommended pass chart on page E: 45 when referencing material machinability

**Uncoated thread mills are recommended for cast aluminum applications

Recommended Cutting Data | Imperial (inch)

Indexable | AccuThread™ 856 | Neutral Rake

ISO	Material	Hardness (BHN)	Machinability**	Speed (SFM)	Recommended Feed (inch/tooth) by Cutter Diameter		
					3 flutes	5 flutes	6 flutes
					1.000 - 1.499	1.500 - 1.999	2.000 - 2.750
P	**Free Machining Steel**	100 - 150	Easy	765	0.0013	0.0017	0.0021
	1118, 1215, 12L14, etc.	150 - 200	Easy	595	0.0013	0.0017	0.0021
		200 - 250	Easy	425	0.0013	0.0017	0.0021
	Low Carbon Steel	85 - 125	Average	765	0.0013	0.0017	0.0021
	1010, 1020, 1025, 1522, 1144	125 - 175	Average	595	0.0013	0.0017	0.0021
		175 - 225	Average	510	0.0013	0.0017	0.0021
		225 - 275	Average	425	0.0013	0.0017	0.0021
	Medium Carbon Steel	125 - 175	Average	490	0.0010	0.0013	0.0017
	1010, 1040, 1050, 1527, 1140	175 - 225	Average	425	0.0010	0.0013	0.0017
		225 - 275	Average	380	0.0010	0.0013	0.0017
		275 - 325	Average	340	0.0010	0.0013	0.0017
	Alloy Steel	125 - 175	Average	490	0.0010	0.0013	0.0017
	4140, 5140, 8640	175 - 225	Average	425	0.0010	0.0013	0.0017
		225 - 275	Average	380	0.0010	0.0013	0.0017
		275 - 325	Difficult	340	0.0010	0.0013	0.0017
		325 - 375	Difficult	320	0.0010	0.0013	0.0017
	High Strength Alloy	225 - 300	Average	390	0.0010	0.0013	0.0017
	4340, 4330V, 300M	300 - 350	Difficult	340	0.0010	0.0013	0.0017
		350 - 400	Difficult	300	0.0010	0.0013	0.0017
	Structural Steel	100 - 150	Average	510	0.0013	0.0017	0.0021
	A36, A285, A516	150 - 250	Average	425	0.0013	0.0017	0.0021
		250 - 350	Difficult	390	0.0013	0.0017	0.0021
S	**High Temp Alloy**	140 - 220	Difficult	–	–	–	–
	Hastelloy B, Inconel 600	220 - 310	Difficult	–	–	–	–
M	**Stainless Steel**	135 - 185	Difficult	–	–	–	–
	303, 416, 420	185 - 275	Difficult	–	–	–	–
	Stainless Steel PH	185 - 275	Difficult	–	–	–	–
	17-4	275 - 325	Difficult	–	–	–	–
	Tool Steel	150 - 200	Difficult	–	–	–	–
	H-13, H21, A-4	200 - 250	Difficult	–	–	–	–
K	**Cast Iron**	120 - 150	Easy	575	0.0017	0.0026	0.0034
	Grey, Ductile, Nodular	150 - 200	Easy	525	0.0017	0.0026	0.0034
		200 - 220	Easy	490	0.0017	0.0026	0.0034
		220 - 260	Average	425	0.0017	0.0026	0.0034
		260 - 320	Average	400	0.0017	0.0026	0.0034
N	**Wrought Aluminum**	30	Easy	–	–	–	–
	6061 T6	180	Easy	–	–	–	–
	Cast Aluminum** up to 10% silicon	120	Easy	–	–	–	–
	Brass	30 - 125	Easy	–	–	–	–

NOTICE: Reduce feed and speed by 30% for tapered thread forms due to additional material removal
*Refer to recommended pass chart on page E: 45 when referencing material machinability
**Uncoated thread mills are recommended for cast aluminum applications

Recommended Cutting Data | Metric (mm)

Indexable | AccuThread™ 856 | Neutral Rake

ISO	Material	Hardness (BHN)	Machinability**	Speed (M/min)	Recommended Feed (mm/tooth) by Cutter Diameter		
					3 flutes	5 flutes	6 flutes
					25.41 - 38.09	38.10 - 50.77	50.78 - 69.85
P	**Free Machining Steel**	100 - 150	Easy	233	0.032	0.043	0.054
	1118, 1215, 12L14, etc.	150 - 200	Easy	181	0.032	0.043	0.054
		200 - 250	Easy	129	0.032	0.043	0.054
	Low Carbon Steel	85 - 125	Average	233	0.032	0.043	0.054
	1010, 1020, 1025, 1522, 1144	125 - 175	Average	181	0.032	0.043	0.054
		175 - 225	Average	156	0.032	0.043	0.054
		225 - 275	Average	129	0.032	0.043	0.054
	Medium Carbon Steel	125 - 175	Average	149	0.026	0.032	0.043
	1010, 1040, 1050, 1527, 1140	175 - 225	Average	129	0.026	0.032	0.043
		225 - 275	Average	116	0.026	0.032	0.043
		275 - 325	Average	104	0.026	0.032	0.043
	Alloy Steel	125 - 175	Average	149	0.026	0.032	0.043
	4140, 5140, 8640	175 - 225	Average	129	0.026	0.032	0.043
		225 - 275	Average	116	0.026	0.032	0.043
		275 - 325	Difficult	104	0.026	0.032	0.043
		325 - 375	Difficult	97	0.026	0.032	0.043
	High Strength Alloy	225 - 300	Average	116	0.026	0.032	0.043
	4340, 4330V, 300M	300 - 350	Difficult	104	0.026	0.032	0.043
		350 - 400	Difficult	91	0.026	0.032	0.043
	Structural Steel	100 - 150	Average	156	0.032	0.043	0.054
	A36, A285, A516	150 - 250	Average	129	0.032	0.043	0.054
		250 - 350	Difficult	116	0.032	0.043	0.054
S	**High Temp Alloy**	140 - 220	Difficult	–	–	–	–
	Hastelloy B, Inconel 600	220 - 310	Difficult	–	–	–	–
M	**Stainless Steel**	135 - 185	Difficult	–	–	–	–
	303, 416, 420	185 - 275	Difficult	–	–	–	–
	Stainless Steel PH	185 - 275	Difficult	–	–	–	–
	17-4	275 - 325	Difficult	–	–	–	–
	Tool Steel	150 - 200	Difficult	–	–	–	–
	H-13, H21, A-4	200 - 250	Difficult	–	–	–	–
K	**Cast Iron**	120 - 150	Easy	175	0.043	0.065	0.087
	Grey, Ductile, Nodular	150 - 200	Easy	162	0.043	0.065	0.087
		200 - 220	Easy	149	0.043	0.065	0.087
		220 - 260	Average	129	0.043	0.065	0.087
		260 - 320	Average	123	0.043	0.065	0.087
N	**Wrought Aluminum**	30	Easy	–	–	–	–
	6061 T6	180	Easy	–	–	–	–
	Cast Aluminum** up to 10% silicon	120	Easy	–	–	–	–
	Brass	30 - 125	Easy	–	–	–	–

NOTICE: Reduce feed and speed by 30% for tapered thread forms due to additional material removal
*Refer to recommended pass chart on page E: 45 when referencing material machinability
**Uncoated thread mills are recommended for cast aluminum applications

Thread Mill Programming Guide

What you need to know
- Thread milling can be easily accomplished with simple G code programming
- If your machine is capable of 3 axis (helical) interpolation, you can and **should** be thread milling
- Basic programming of a one pass thread mill can be achieved in 6 basic steps

AVAILABLE ONLINE 24/7
or download *INSTA-CODE*™
visit www.alliedmachine.com

The following are examples of how to calculate and program a 7/16-20 right hand thread that will be 1/2 deep produced in one pass

Major thread diameter	**0.4375**	Major diameter of thread (7/16 = 0.4375)
Threads per inch	**20**	Number of threads per inch (20 is from 7/16-20 designation)
Length of thread	**0.5**	Desired length of cut
SFM	**475**	Recommended surface footage for material to be cut
Feed per flute	**0.0025**	Recommended feed rate per cutting edge
Number of flutes	**4**	Number of flutes on tool to be used
Tool diameter	**0.335**	Diameter of cutting tool
Using the information above, the values can be calculated:		
Pitch	**0.05**	= 1 / thread per inch
RPM	**5416**	(SFM • 3.82) / Tool diameter
Linear feed	**54.16**	RPM • Feed per flute • Number of flutes
Feed rate for thread milling	**12.69**	Linear feed • ((Major thread diameter - Tool diameter) / Major thread diameter)
Z axis move on arc on	**0.0063**	(Pitch / 8)
Z axis move for full thread	**0.5063**	(Pitch / 8) + Length of cut
Arc on/off	**0.0256**	(Major thread diameter - Tool diameter) / 4
Full rotation value	**0.05125**	(Major thread diameter - Tool diameter) / 2

Major thread diameter	0.4375	**Feed rate for thread milling**	12.69	**Arc on/off value**	0.0256
Cutter diameter	0.335	**Z axis depth for full thread**	0.5063	**Full rotation value**	0.05125
Length of thread	0.5	**Z axis for arc on/off**	0.0063	**Pitch value**	0.05

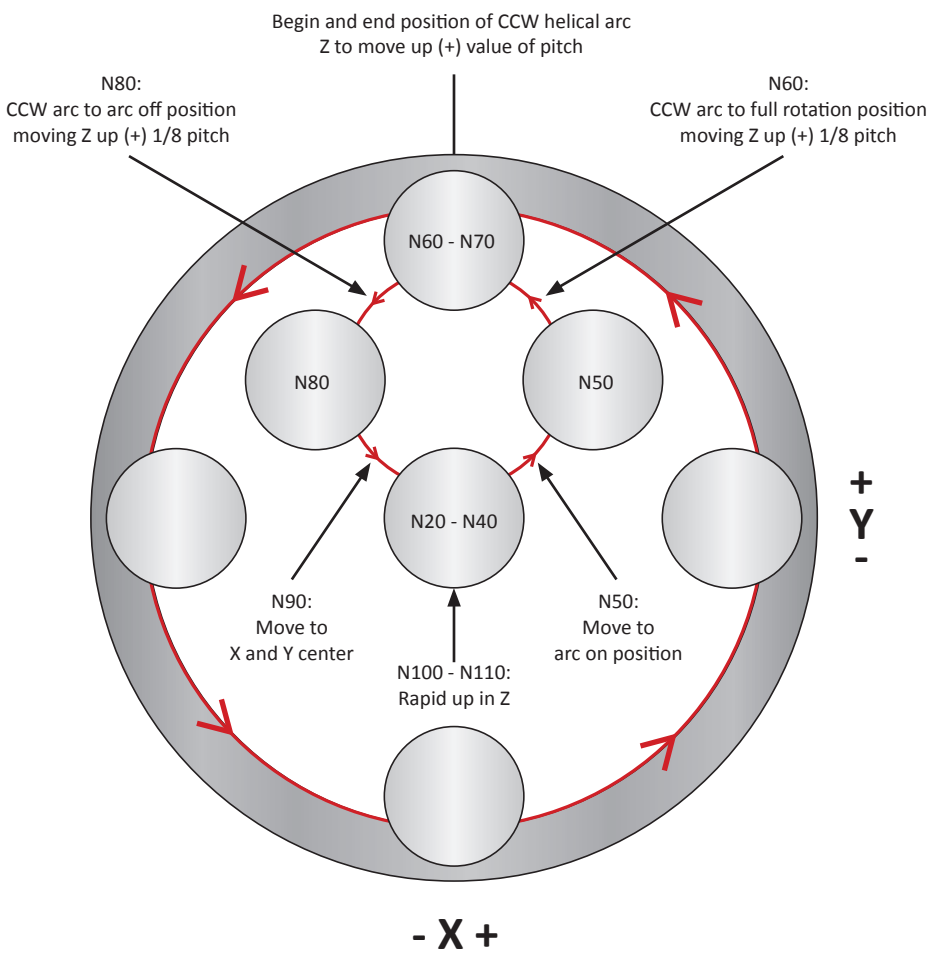

	N10	S		5416	M03			
1			Absolute position in rapid to center of hole in X and Y, then rapid to Z0 (level with surface of hole)(assumed to be X0, Y0, Z0 for demonstration purposes). To be done by customer.					
	N20	G90	G00	X 0.0000	Y 0.0000			
	N30					Z 0.0000		
			Switch to incremental positioning and high feed to Z axis depth for full thread.					
2	N 40	G91	G01			Z -0.5063		F 50.0
			Activate left diameter compensation for tool number 1 (needs to be whatever tool number you are using) and feed to arc on/off position at 1/4 feed rate for thread milling.					
	N50	G41	G01	X 0.0256	Y 0.0256		D1	F 3.17
3			CCW arc from full rotation from the arc on position at the calculated thread milling feed rate moving Z up (+) 1/8 pitch value (Z axis move up for arc on/off). X and Y positions are the incremental distance from where tool is to where it will be after arc (arc on/off value). 1 is the incremental X value of center of rotation from where tool currently is arc on/off value *-1. J is the incremental Y value from current tool position to center of rotation.					
	N60		G03	X -0.0256	Y 0.0256	Z 0.0063	I -0.0256	J 0.0000	F 12.69
			One complete CCW arc from the full arc rotation position at the calculated thread milling feed rate moving Z up (positive pitch value). I and J values are calculated same as above. I will be 0.0 and J will be full rotation value *-1.					
4	N70		G03	X 0.0000	Y 0.0000	Z 0.0500	I 0.0000	J -0.0513	F 12.69
			CCw arc from full rotation diameter to arc off position at double the calculated thread milling feed rate moving Z up (+) 1/8 pitch value (Z axis move up for arc on/off). I and J values are calculated same as above.					
	N80		G03	X -0.0256	Y -0.0256	Z 0.0063	I 0.0000	J -0.0256	F 25.38
5			Shut off cutter comp and move from arc off position to center of hole in X (arc on/off value -1) and Y (arc on/off value *-1) at high feed rate.					
	N90	G40	G01	X 0.0256	Y -0.0256			
			Rapid Z up incremental value (length of thread - all Z values in G03 arc commands).					
	N100		G00			Z 0.4438		
6			Switch back to absolute positioning and rapid to a safe point in Z above part level (assumed to be 1 above part level for demonstration purposes).					
	N110	G90	G00				Z 1.0000	

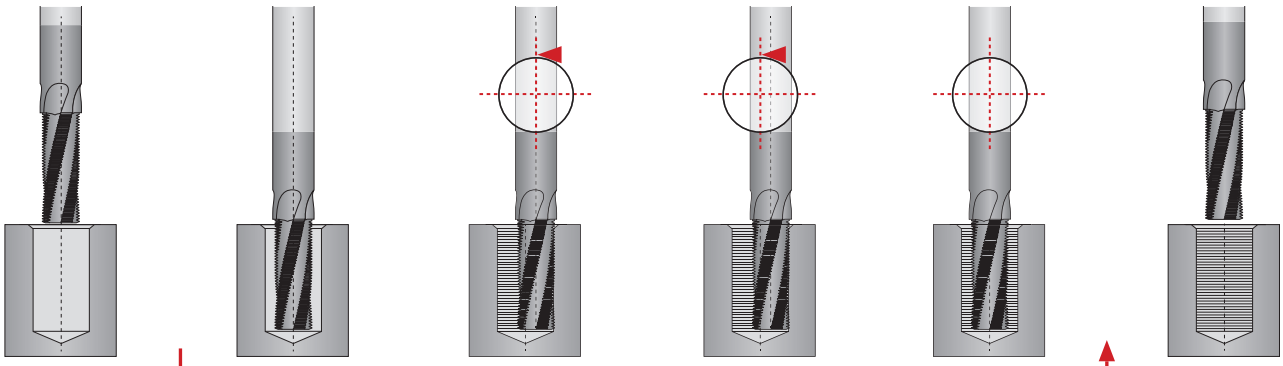

Step 1 N10 - N30	Step 2 N40	Step 3 N50 - N60	Step 4 N70	Step 5 N80 - N90	Step 6 N100 - N110
• Preparatory commands • Positioning above hole center and at hole level in Z • In absolute position mode	• Change to incremental • Feed to bottom of hole • Z axis depth for full thread	• Activate left cutter comp • Feed to arc on position • Arc to full rotation value while moving Z up 1/8 pitch • Z axis move for arc on	• One complete CCW rotation at full arc rotation value while moving Z up 1 pitch value	• CCW arc from full rotation value to the arc on/off value while moving Z up 1/8 pitch (Z axis move for arc off)	• Rapid up in Z

Technical Information

AccuThread™ T3

Spindle Rotation

Tools are left hand cutting. The left hand cut allows the tool to climb mill when creating a right hand thread with an AccuThread T3. Climb milling reduces deflection and heat generated during the cut.

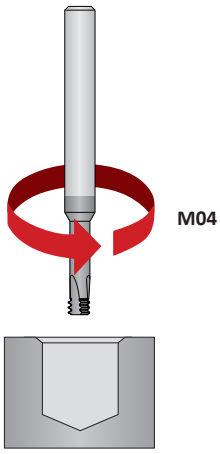

Direction of Helical Interpolation

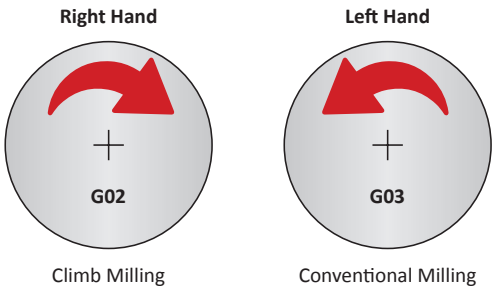

Programming Z-Axis Cutting Path

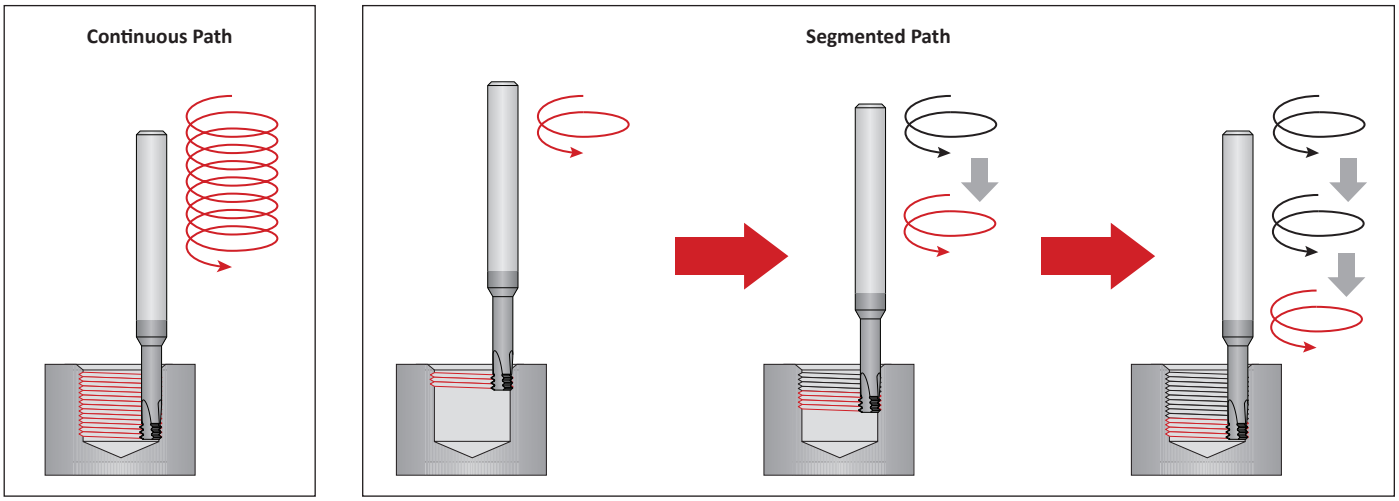

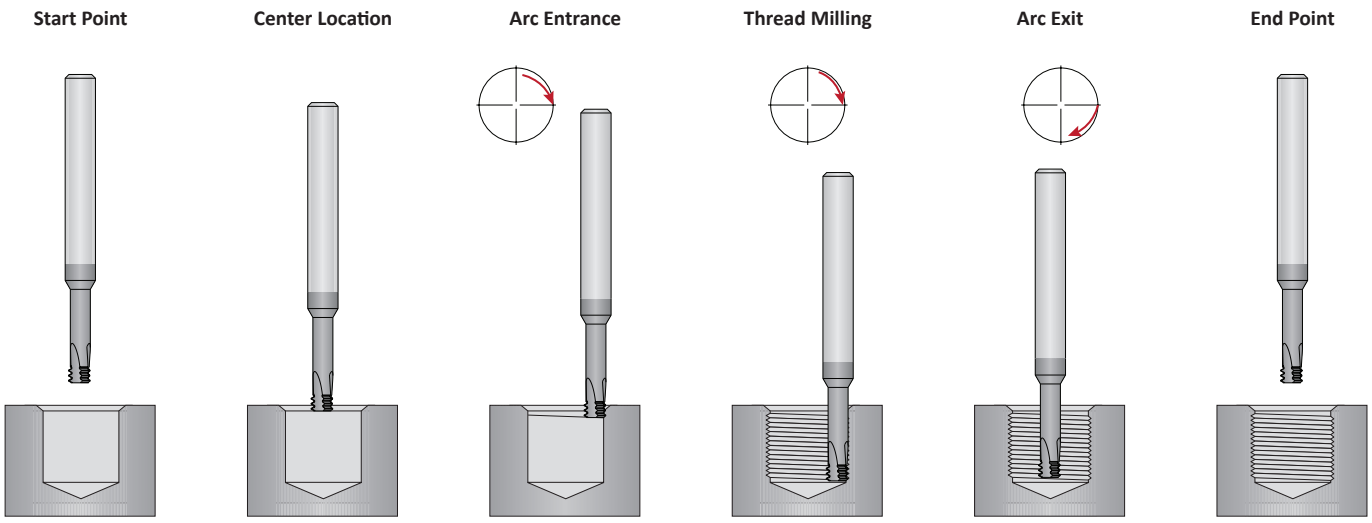

Notes

Thread Mill Troubleshooting Guide

Causes		Problem: Thread mill is showing accelerated or excessive wear	Cutting edges are chipping	Thread mill is breaking in the first hole of part	Thread mill is creating excessive chatter	Out of round thread is produced	Bell mouthed thread form (small at bottom, big at top)	Part rejection because of rough flank finish	Steps in thread profile	Gauge difference from part to part	Machine not making correct paths to create thread profile	Control not accepting the program
Catalog	Incorrect tool selection			1	1							
	Incorrect speed and feed selection	2, 3	2, 3		2, 3			2, 3				
Speed and Feed	RPM too high	5										
	RPM too low				4		4	4				
	Machine tool specifications restrict RPMs			5, 19								
	Feed rate too high		7	7			7	7	7			
	Feed rate too low	6										
	Incorrect adjusted feed rate adjustment ratio			12								
	Machine tool specification restricts feed rate					7, 19						
	Ramp-in is programmed as an axial move			20					20			
Tool	Thread mill moved or slipped in its holding device	13	13	13	13			13	13			
	Tool is sticking out of the holder too far	15	15	15	15			15	15	15		
	Runout between thread mill and holder				10			10				
	Incorrect coating creating built up edge	8, 17								8, 17		
	Helix angle too low				9			9				
	Excessive thread mill wear								11	11		
	Excessive tool pressure	7, 11, 14					7, 11, 14					
Machine	Workpiece moving in its fixturing	16	16	16	16			16		16		
	Insufficient coolant pressure or flow	17	17									
	Lack of machine rigidity	16	16		16		16	16				
Programming	Incorrect number of passes			22			22					
	Incorrect program variables			18, 26							18, 26	
	Did not account for X/Y radial moves for tapered threads										24, 26	
	Incorrect cutter compensation variables			23, 26								23, 26
	Helical interpolation option not on machine or turned off										21, 26	21, 26
	Machine tool control is not formatted to standard EIA/ASCII/ISO Code											25, 26

Troubleshooting Solutions

1. Refer to catalog to ensure proper tool selection.
2. Verify the correct speed was selected from the catalog speed and feed chart.
3. Verify the correct feed rate was selected from the catalog speed and feed chart.
4. Increase the spindle speed (RPM).
5. Decrease the spindle speed (RPM).
6. Increase feed per tooth.
7. Decrease feed per tooth.
8. Investigate other coatings.
9. Increase the tool helix.
10. Gauge runout between thread mill and tool holder.
11. Perform tool change at quicker intervals.
12. Adjust the feed rate ratio properly to the correct actual penetration rate for internal threads. Refer to speed and feed pages for formula.
13. Use hydraulic clamping chuck.
14. Check the tool for excessive wear. Beginning threads will wear the fastest.
15. Make the amount of overhang in the holding device as short as possible.
16. Verify the workpiece is properly clamped. Re-tighten or increase stability if necessary.
17. Increase the coolant flow and volume.
18. Check the milling program variables, especially the positive or negative value associated with I and J values.
19. Make sure the machine has the appropriate axis and path speed capabilities.
20. Make sure the thread mill is arcing in the major diameter instead of making a radial move.
21. Make sure the machine tool has a helical interpolation option that is on.
22. Increase the number of thread mill passes.
23. Make sure the cutter compensation variables are input into the G41 program line.
24. Adjust the program for pipe tap threads to taper out on diameter in X/Y directions to create proper form.
25. Request information from the machine tool builder regarding its programming formats.
26. Scan and email a copy of your program to the Application Engineering department at **appeng@alliedmachine.com**.

Notes



ALLIED MACHINE & ENGINEERING

Warranty Information

Allied Machine & Engineering warrants to original equipment manufacturers, distributors, industrial and commercial users of its products that each new product manufactured or supplied by Allied Machine shall be free from defects in material and workmanship.

Allied Machine's obligation under this warranty is limited to furnishing without additional charge a replacement or, at its option repairing or issuing credit for any product which shall within one year from the date of sale be returned freight prepaid to the plant designated by an Allied Machine representative and which upon inspection is determined by Allied Machine to be defective in materials or workmanship.

Complete information as to operating conditions, machine, set-up, and application of cutting fluid should accompany any product returned for inspection. The provisions of this warranty shall not apply to any Allied Machine products which have been subjected to misuse, improper operating conditions, machine set-up or application of cutting fluid or which have been repaired or altered if such repair or alteration in the judgment of Allied Machine would adversely affect performance of the product.

THIS WARRANTY IS IN LIEU OF ALL OTHER WARRANTIES, EXPRESS OR IMPLIED, INCLUDING ANY IMPLIED WARRANTY OF MERCHANTABILITY OR FITNESS FOR A PARTICULAR PURPOSE. Allied Machine shall have no liability or responsibility on any claim of any kind, whether in contract, tort or otherwise, for any loss or damage arising out of, connected with, or resulting from the manufacture, sale, delivery or use of any product sold hereunder, in excess of the cost of replacement or repair as provided herein.

ALL PRICES, DELIVERIES, DESIGNS, AND MATERIALS ARE SUBJECT TO CHANGE WITHOUT NOTICE.

Certified Management System

Allied Machine & Engineering
Registered to ISO 9001
10001329

United States

Allied Machine & Engineering
120 Deeds Drive
Dover OH 44622
United States

Phone:
+1.330.343.4283

Fax:
+1.330.602.3400

Toll Free USA and Canada:
800.321.5537

Toll Free USA and Canada:
800.223.5140

Allied Machine & Engineering
485 W Third Street
Dover OH 44622
United States

Phone:
+1.330.343.4283

Fax:
+1.330.364.7666
(Engineering Dept.)

Toll Free USA and Canada:
800.321.5537

Europe

Allied Machine & Engineering Co. (Europe) Ltd.
93 Vantage Point
Pensnett Estate
Kingswinford
West Midlands
DY6 7FR England

Phone:
+44 (0) 1384.400900

Wohlhaupter GmbH
Maybachstrasse 4
Postfach 1264
72636 Frickenhausen
Germany

Phone:
+49 (0) 7022.408.0

Fax:
+49 (0) 7022.408.212

Asia

Wohlhaupter India Pvt. Ltd.
B-23, 2nd Floor
B Block Community Centre
Janakpuri, New Delhi - 110058
India

Phone:
+91 (0) 11.41827044

Your local Allied Machine representative:

ALLIED MACHINE & ENGINEERING

www.alliedmachine.com

Allied Machine & Engineering is registered by DQS to **ISO 9001 10001329**

© 2018 Allied Machine & Engineering
Available Online Only: AMPC-E
Publish Date: June 2018