DORMER PRAMET™

硬质合金钻头

2026

Certainty
at every turn™

dormerpramet.com

硬质合金钻头

导航工具	2
涂有 TiN 涂层的整体硬质合金短钻和钻头	4
整体硬质合金 FORCE X 多用途钻头（第 2 代）	14
整体硬质合金 FORCE 微型钻头	40
整体硬质合金 FORCE 深孔钻	46
其他硬质合金钻头	60
整体硬质合金钻头 – 进给速度表（公制）	66
整体硬质合金 Force Micro 钻头 – 进给速度表（公制）	67
WMG（加工材料组）	68

材料代码(BMC)			HM	HM		HM	HM	HM	HM	HM		HM		HM
基本标准组(BSG)			DIN 6539	DIN 338		DIN 6537	DIN 6537	DIN 6537	DIN 6537	WORK NORM		DIN 6535		DIN 6535
有用长度直径比 (ULDR)			2.5×D	4×D		3×D	3×D	5×D	5×D	8×D		5×D		12×D
应用角度			120°	120°		140°	140°	140°	140°	140°		140°		140°
涂层			TiN-Tip	TiN-Tip		TiAlN Top	TiAlN Top	TiAlN Top	TiAlN Top	TiAlN Top		AlCrN		Nano-Tip
柄部						DIN 6535HA	DIN 6535HA	DIN 6535HA	DIN 6535HA	DIN 6535HA		DIN 6535HA		DIN 6535HA
螺旋形式			λ 20-35°	λ 20-35°		CTW	CTW	CTW	CTW	CTW				
旋向(切削方向)			R	R		R	R	R	R	R		R		R
冷却液 (CSP)														
		→ 涂有 TiN 涂层的整体硬质合金短钻和钻头			→ 整体硬质合金 FORCE X 多用途钻头(第 2 代)						→ 整体硬质合金 FORCE 微型钻头		→ 整体硬质合金 FORCE 深孔钻	
产品系列代码			R023	R003		RS403	RC403	RS405	RC405	RC408		RC305		RC412
PSF切削直径范围			1.00 – 12.00	1.00 – 14.00		3.00 – 20.00	3.00 – 20.00	3.00 – 20.00	3.00 – 20.00	3.00 – 16.00		0.70 – 2.95		3.00 – 20.00
		📖 4	📖 7	📖 10	📖 14	📖 18	📖 23	📖 28	📖 32	📖 37	📖 40	📖 44	📖 46	📖 51
P	P1		■	■		■	■	■	■	■		■		■
	P2		■	■		■	■	■	■	■		■		■
	P3		■	■		■	■	■	■	■		■		■
	P4		■	■		■	■	■	■	■		■		■
M	M1					◪	■	◪	■	■		■		■
	M2					◪	■	◪	■	■		■		◪
	M3					◪	■	◪	■	■		■		◪
	M4					◪	■	◪	■	■		■		◪
K	K1		■	■		■	■	■	■	■		■		■
	K2		■	■		■	■	■	■	■		■		■
	K3		■	■		■	■	■	■	■		■		■
	K4		◪	◪		■	■	■	■	■		■		■
	K5		■	■		■	■	■	■	■		■		■
N	N1		■	■		◪	◪	◪	◪	◪		■		■
	N2		◪	◪		◪	◪	◪	◪	◪		■		■
	N3		◪	■		◪	◪	◪	◪	◪		■		■
	N4		■	■										
	N5													
S	S1					◪	■	◪	■	■		◪		■
	S2						◪		◪	◪		◪		◪
	S3						◪		◪	◪		◪		◪
	S4						◪		◪	◪		◪		◪
H	H1		◪	◪										
	H2		◪	◪										
	H3		◪	◪										
	H4													

■ 推荐使用　◪ 可以使用

	RC416	RC420	RC4P		R122	R123	R125	R6011	R200	R7131
HM	HM	HM	HM		HM	HM	HM	HM	HM	HM
	DIN 6535	DIN 6535	DIN 6535		WORK NORM	WORK NORM	WORK NORM	WORK NORM	DIN 333A	WORK NORM
	16×D	20×D	2×D		1×D	1×D	1×D	1×D	1×D	3×D
	140°	140°	150°		120°	90°	150°	90°	60°	90°
	Nano-Tip	Nano-Tip	Multi TiAlN		Bright	Bright	TiAlN	TiAlN	Bright	TiAlN
	DIN 6535HA	DIN 6535HA	DIN 6535HA					DIN 6535HA		DIN 6535HA
					λ.20-35°	λ.20-35°	λ.20-35°	λ.20-35°		λ.20-35°
	R	R	R		R	R	R	R	R	R
				↓其他硬质合金钻头						
	3.00 – 16.00	3.00 – 16.00	3.00 – 16.00		5.00 – 20.00	5.00 – 20.00	5.00 – 16.00	6.00 – 16.00	1.00 – 5.00	3.30 – 10.40
	54	56	58		60	61	62	63	64	65
P1	■	■	■		■	■	■	■	■	■
P2	■	■	■		■	■	■	■	■	■
P3	■	■			■	■	■	■	■	■
P4	■	■	■		■	■	■	■	■	■
M1	■	■	■		■	■	■	■		■
M2	◪	◪	◪		■	■	■	■		■
M3	◪	◪	◪		■	■	■	■		■
M4	◪	◪	◪							■
K1	■	■	■		■	■	■	■	■	■
K2	■	■	■		■	■	■	■	■	■
K3	■	■	■		■	■	■	■	■	■
K4	■	■	■		■	■	■	■	■	■
K5	■	■	■		■	■	■	■	■	■
N1	■	■	■		■	■	■	■	■	■
N2	■	■	■		■	■	■	■	■	■
N3	■	■	■		■	■	■	■	■	■
N4					■	■	■	■		
N5										
S1	■	■	■		■	■	■	■		
S2	◪	◪	◪		■	■	■	■		
S3	◪	◪	◪		■	■	■	■		
S4	◪	◪	◪		■	■	■	■		
H1					■	■	■	■		
H2					◪	◪	◪	◪		
H3					◪	◪	◪	◪		
H4										

■推荐使用　◪可以使用

TIN钻尖的多功能整硬合金钻头

通用型多用途硬质合金钻头

R003 和 R023 - 新型通用、多功能普通长度和短型整硬合金钻头，钻尖涂层为 TiN。新的设计使刀具寿命更长，单孔成本更低，刀具寿命一致性更。R003 和 R023 还具有较低的钻削阻力，既适用于数控机床，也适用于普通机床。

特点和优点

专门设计的4后面分离式钻尖提供了出色的自定心功能。	**减少阻力** 在保持精度的同时，简化了操作。
氮化钛 (TiN) 钻尖涂层仅用于钻头的切削部分。	**延长刀具寿命并保持稳定** 提供具有成本效益的可靠性。
CTW 磨削技术提供了沿着整个排屑槽长度上持续减薄的芯厚。	**可多次重磨** 排屑性能不受影响。
刃口几何形状和 120° 钻尖角的平衡组合，应用范围更广。	**用途广泛** 可在数控机床和普通机床上使用。

相关产品

R023

硬质合金短柄钻

用途广泛，性价比高

公制系列：1 – 12 mm

R003

整硬合金钻头，用途广泛，性价比高

公制系列：1 – 14 mm

英制系列：N60 – 1/2”

特点和优点



R023

DORMER PRAMET

整硬合金钻头，TiN 尖端涂层

多功能入门级钻头，钻尖角度为 120°，采用4后面分离式钻尖，可降低阻力，CTW 刀槽结构可提高穿透率。TiN刀尖涂层可提高性能并延长刀具寿命。适用于各种工件材料，包括数控机床和普通机床。

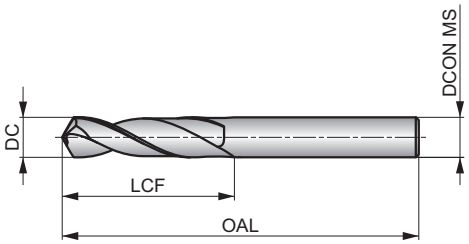

HM	DIN 6539	2.5×D
120°	TiN-Tip	
λ 20-35°	R	DC h7

工件材料组的适用性，线速度(m/min)的起始值和进料Alpha代码。表与饲料每转可以找到从页66开始。

P1.1	P1.2	P1.3	P2.1	P2.2	P2.3	P3.1	P3.2	P3.3	P4.1	P4.2	P4.3	K1.1	K1.2
■99 T	■111 T	■115 T	■85 T	■75 T	■66 T	■66 T	■53 T	■45 T	■40 S	■34 S	■27 S	■75 U	■56 U
K1.3	**K2.1**	**K2.2**	**K2.3**	**K3.1**	**K3.2**	**K3.3**	**K4.1**	**K4.2**	**K4.3**	**K4.4**	**K4.5**	**K5.1**	**K5.2**
■42 U	■68 U	■55 U	■44 U	■60 U	■46 U	■37 U	◪55 T	◪42 T	◪31 T	◪26 T	◪22 T	■63 U	■47 U
K5.3	**N1.1**	**N1.2**	**N1.3**	**N2.1**	**N2.2**	**N2.3**	**N3.1**	**N3.2**	**N4.1**	**N4.2**	**H1.1**	**H2.1**	**H3.1**
■37 U	■150 W	■113 W	■75 W	◪129 W	◪116 W	◪84 W	◪317 W	◪190 W	■60 V	■100 V	◪34 S	◪20 S	◪22 S

产品	DC (mm)	DC (inch)	LCF (mm)	OAL (mm)	DCON MS (mm)
R0231.0	1.00	0.0394	6.0	26.0	1.00
R0231.1	1.10	0.0433	7.0	28.0	1.10
R0231.2	1.20	0.0472	8.0	30.0	1.20
R0231.3	1.30	0.0512	8.0	30.0	1.30
R0231.4	1.40	0.0551	9.0	32.0	1.40
R0231.5	1.50	0.0591	9.0	32.0	1.50
R0231.6	1.60	0.0630	10.0	34.0	1.60
R0231.7	1.70	0.0669	10.0	34.0	1.70
R0231.8	1.80	0.0709	11.0	36.0	1.80
R0231.9	1.90	0.0748	11.0	36.0	1.90
R0232.0	2.00	0.0787	12.0	38.0	2.00
R0232.1	2.10	0.0827	12.0	38.0	2.10
R0232.2	2.20	0.0866	13.0	40.0	2.20
R0232.3	2.30	0.0906	13.0	40.0	2.30
R0232.4	2.40	0.0945	14.0	43.0	2.40
R0232.5	2.50	0.0984	14.0	43.0	2.50
R0232.6	2.60	0.1024	14.0	43.0	2.60
R0232.7	2.70	0.1063	16.0	46.0	2.70
R0232.8	2.80	0.1102	16.0	46.0	2.80
R0232.9	2.90	0.1142	16.0	46.0	2.90
R0233.0	3.00	0.1181	16.0	46.0	3.00
R0233.1	3.10	0.1220	18.0	49.0	3.10
R0233.2	3.20	0.1260	18.0	49.0	3.20
R0233.3	3.30	0.1299	18.0	49.0	3.30
R0233.4	3.40	0.1339	20.0	52.0	3.40
R0233.5	3.50	0.1378	20.0	52.0	3.50
R0233.6	3.60	0.1417	20.0	52.0	3.60
R0233.7	3.70	0.1457	20.0	52.0	3.70

产品	DC	DC	LCF	OAL	DCON MS
	(mm)	(inch)	(mm)	(mm)	(mm)
R0233.8	3.80	0.1496	22.0	55.0	3.80
R0233.9	3.90	0.1535	22.0	55.0	3.90
R0234.0	4.00	0.1575	22.0	55.0	4.00
R0234.1	4.10	0.1614	22.0	55.0	4.10
R0234.2	4.20	0.1654	22.0	55.0	4.20
R0234.3	4.30	0.1693	24.0	58.0	4.30
R0234.4	4.40	0.1732	24.0	58.0	4.40
R0234.5	4.50	0.1772	24.0	58.0	4.50
R0234.6	4.60	0.1811	24.0	58.0	4.60
R0234.7	4.70	0.1850	24.0	58.0	4.70
R0234.8	4.80	0.1890	26.0	62.0	4.80
R0234.9	4.90	0.1929	26.0	62.0	4.90
R0235.0	5.00	0.1969	26.0	62.0	5.00
R0235.1	5.10	0.2008	26.0	62.0	5.10
R0235.2	5.20	0.2047	26.0	62.0	5.20
R0235.3	5.30	0.2087	26.0	62.0	5.30
R0235.4	5.40	0.2126	28.0	66.0	5.40
R0235.5	5.50	0.2165	28.0	66.0	5.50
R0235.6	5.60	0.2205	28.0	66.0	5.60
R0235.7	5.70	0.2244	28.0	66.0	5.70
R0235.8	5.80	0.2283	28.0	66.0	5.80
R0235.9	5.90	0.2323	28.0	66.0	5.90
R0236.0	6.00	0.2362	28.0	66.0	6.00
R0236.1	6.10	0.2402	31.0	70.0	6.10
R0236.2	6.20	0.2441	31.0	70.0	6.20
R0236.3	6.30	0.2480	31.0	70.0	6.30
R0236.4	6.40	0.2520	31.0	70.0	6.40
R0236.5	6.50	0.2559	31.0	70.0	6.50
R0236.6	6.60	0.2598	31.0	70.0	6.60
R0236.7	6.70	0.2638	31.0	70.0	6.70
R0236.8	6.80	0.2677	34.0	74.0	6.80
R0236.9	6.90	0.2717	34.0	74.0	6.90
R0237.0	7.00	0.2756	34.0	74.0	7.00
R0237.1	7.10	0.2795	34.0	74.0	7.10
R0237.2	7.20	0.2835	34.0	74.0	7.20
R0237.3	7.30	0.2874	34.0	74.0	7.30
R0237.4	7.40	0.2913	34.0	74.0	7.40
R0237.5	7.50	0.2953	34.0	74.0	7.50
R0237.6	7.60	0.2992	37.0	79.0	7.60
R0237.7	7.70	0.3031	37.0	79.0	7.70
R0237.8	7.80	0.3071	37.0	79.0	7.80
R0237.9	7.90	0.3110	37.0	79.0	7.90
R0238.0	8.00	0.3150	37.0	79.0	8.00
R0238.1	8.10	0.3189	37.0	79.0	8.10
R0238.2	8.20	0.3228	37.0	79.0	8.20
R0238.3	8.30	0.3268	37.0	79.0	8.30
R0238.4	8.40	0.3307	37.0	79.0	8.40
R0238.5	8.50	0.3346	37.0	79.0	8.50
R0238.6	8.60	0.3386	40.0	84.0	8.60
R0238.7	8.70	0.3425	40.0	84.0	8.70
R0238.8	8.80	0.3465	40.0	84.0	8.80
R0238.9	8.90	0.3504	40.0	84.0	8.90
R0239.0	9.00	0.3543	40.0	84.0	9.00
R0239.1	9.10	0.3583	40.0	84.0	9.10
R0239.2	9.20	0.3622	40.0	84.0	9.20
R0239.3	9.30	0.3661	40.0	84.0	9.30
R0239.4	9.40	0.3701	40.0	84.0	9.40
R0239.5	9.50	0.3740	40.0	84.0	9.50
R0239.6	9.60	0.3780	43.0	89.0	9.60
R0239.7	9.70	0.3819	43.0	89.0	9.70
R0239.8	9.80	0.3858	43.0	89.0	9.80
R0239.9	9.90	0.3898	43.0	89.0	9.90

产品	DC	DC	LCF	OAL	DCON MS
	(mm)	(inch)	(mm)	(mm)	(mm)
R02310.0	10.00	0.3937	43.0	89.0	10.00
R02310.2	10.20	0.4016	43.0	89.0	10.20
R02310.5	10.50	0.4134	43.0	89.0	10.50
R02311.0	11.00	0.4331	47.0	95.0	11.00
R02311.5	11.50	0.4528	47.0	95.0	11.50
R02312.0	12.00	0.4724	51.0	102.0	12.00

R003

整硬合金钻头，TiN 尖端涂层

多功能入门级钻头，钻尖角度为 120°，采用4后面分离式钻尖，可降低阻力，CTW 刀槽结构可提高穿透率。TiN刀尖涂层可提高性能并延长刀具寿命。适用于各种工件材料，包括数控机床和普通机床。

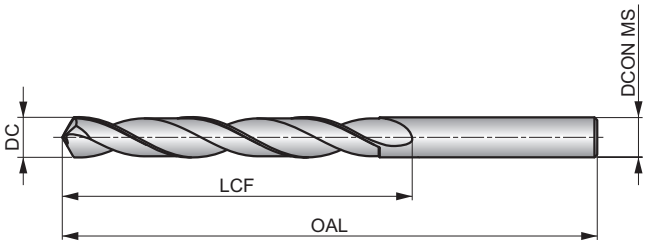

HM	DIN 338	4×D
120°	TiN-Tip	
λ 20-35°	R	DC h7

工件材料组的适用性，线速度(m/min)的起始值和进料Alpha代码。表与饲料每转可以找到从页66开始。

P1.1	P1.2	P1.3	P2.1	P2.2	P2.3	P3.1	P3.2	P3.3	P4.1	P4.2	P4.3	K1.1	K1.2
■99 S	■111 S	■115 S	■85 S	■75 S	■66 S	■66 S	■53 S	■45 S	■40 S	■34 S	■27 S	■75 T	■56 T
K1.3	**K2.1**	**K2.2**	**K2.3**	**K3.1**	**K3.2**	**K3.3**	**K4.1**	**K4.2**	**K4.3**	**K4.4**	**K4.5**	**K5.1**	**K5.2**
■42 T	■68 T	■55 T	■44 T	■60 T	■46 T	■37 T	◪55 T	◪42 T	◪31 T	◪26 T	◪22 T	■63 T	■47 T
K5.3	**N1.1**	**N1.2**	**N1.3**	**N2.1**	**N2.2**	**N2.3**	**N3.1**	**N3.2**	**N4.1**	**N4.2**	**H1.1**	**H2.1**	**H3.1**
■37 T	■150 V	■113 V	■75 V	◪129 V	◪116 V	◪84 V	■317 V	■190 V	■60 U	■100 U	◪34 S	◪20 S	◪22 S

产品	DC (inch)	DC (mm)	DC (inch)	LCF (mm)	OAL (mm)	DCON MS (mm)
R0031.0	–	1.00	0.0394	12.0	34.0	1.00
R003N60	N60	1.02	0.0400	12.0	34.0	1.02
R0031.1	–	1.10	0.0433	14.0	36.0	1.10
R003N56	N56	1.18	0.0465	16.0	38.0	1.18
R0033/64	3/64	1.19	0.0469	16.0	38.0	1.19
R0031.2	–	1.20	0.0472	16.0	38.0	1.20
R0031.3	–	1.30	0.0512	16.0	38.0	1.30
R003N54	N54	1.40	0.0550	18.0	40.0	1.40
R0031.4	–	1.40	0.0551	18.0	40.0	1.40
R0031.5	–	1.50	0.0591	18.0	40.0	1.50
R003N53	N53	1.51	0.0595	20.0	43.0	1.51
R0031/16	1/16	1.59	0.0625	20.0	43.0	1.59
R0031.6	–	1.60	0.0630	20.0	43.0	1.60
R003N52	N52	1.61	0.0635	20.0	43.0	1.61
R0031.7	–	1.70	0.0669	20.0	43.0	1.70
R003N51	N51	1.70	0.0670	22.0	46.0	1.70
R003N50	N50	1.78	0.0700	22.0	46.0	1.78
R0031.8	–	1.80	0.0709	22.0	46.0	1.80
R0031.9	–	1.90	0.0748	22.0	46.0	1.90
R003N48	N48	1.93	0.0760	24.0	49.0	1.93
R0035/64	5/64	1.98	0.0781	24.0	49.0	1.98
R003N47	N47	1.99	0.0785	24.0	49.0	1.99
R0032.0	–	2.00	0.0787	24.0	49.0	2.00
R003N46	N46	2.06	0.0810	24.0	49.0	2.06
R0032.1	–	2.10	0.0827	24.0	49.0	2.10
R003N44	N44	2.18	0.0860	27.0	53.0	2.18
R0032.2	–	2.20	0.0866	27.0	53.0	2.20
R003N43	N43	2.26	0.0890	27.0	53.0	2.26

产品	DC (inch)	DC (mm)	DC (inch)	LCF (mm)	OAL (mm)	DCON MS (mm)
R0032.3	–	2.30	0.0906	27.0	53.0	2.30
R0033/32	3/32	2.38	0.0937	30.0	57.0	2.38
R0032.4	–	2.40	0.0945	30.0	57.0	2.40
R003N41	N41	2.44	0.0960	30.0	57.0	2.44
R0032.5	–	2.50	0.0984	30.0	57.0	2.50
R003N39	N39	2.53	0.0995	30.0	57.0	2.53
R003N38	N38	2.58	0.1015	30.0	57.0	2.58
R0032.6	–	2.60	0.1024	30.0	57.0	2.60
R003N37	N37	2.64	0.1040	30.0	57.0	2.64
R0032.7	–	2.70	0.1063	33.0	61.0	2.70
R003N36	N36	2.71	0.1065	33.0	61.0	2.71
R0037/64	7/64	2.78	0.1094	33.0	61.0	2.78
R0032.8	–	2.80	0.1102	33.0	61.0	2.80
R003N33	N33	2.87	0.1130	33.0	61.0	2.87
R0032.9	–	2.90	0.1142	33.0	61.0	2.90
R003N32	N32	2.95	0.1160	33.0	61.0	2.95
R0033.0	–	3.00	0.1181	33.0	61.0	3.00
R003N31	N31	3.05	0.1200	36.0	65.0	3.05
R0033.1	–	3.10	0.1220	36.0	65.0	3.10
R0031/8	1/8	3.17	0.1250	36.0	65.0	3.17
R0033.2	–	3.20	0.1260	36.0	65.0	3.20
R0033.3	–	3.30	0.1299	36.0	65.0	3.30
R0033.4	–	3.40	0.1339	39.0	70.0	3.40
R003N29	N29	3.45	0.1360	39.0	70.0	3.45
R0033.5	–	3.50	0.1378	39.0	70.0	3.50
R003N28	N28	3.57	0.1405	39.0	70.0	3.57
R0039/64	9/64	3.57	0.1406	39.0	70.0	3.57
R0033.6	–	3.60	0.1417	39.0	70.0	3.60
R0033.7	–	3.70	0.1457	39.0	70.0	3.70
R003N26	N26	3.73	0.1470	39.0	70.0	3.73
R003N25	N25	3.80	0.1495	43.0	75.0	3.80
R0033.8	–	3.80	0.1496	43.0	75.0	3.80
R0033.9	–	3.90	0.1535	43.0	75.0	3.90
R0035/32	5/32	3.97	0.1563	43.0	75.0	3.97
R0034.0	–	4.00	0.1575	43.0	75.0	4.00
R003N21	N21	4.04	0.1590	43.0	75.0	4.04
R003N20	N20	4.09	0.1610	43.0	75.0	4.09
R0034.1	–	4.10	0.1614	43.0	75.0	4.10
R0034.2	–	4.20	0.1654	43.0	75.0	4.20
R003N19	N19	4.22	0.1660	43.0	75.0	4.22
R0034.3	–	4.30	0.1693	47.0	80.0	4.30
R00311/64	11/64	4.37	0.1719	47.0	80.0	4.37
R003N17	N17	4.39	0.1730	47.0	80.0	4.39
R0034.4	–	4.40	0.1732	47.0	80.0	4.40
R0034.5	–	4.50	0.1772	47.0	80.0	4.50
R003N15	N15	4.57	0.1800	47.0	80.0	4.57
R0034.6	–	4.60	0.1811	47.0	80.0	4.60
R0034.7	–	4.70	0.1850	47.0	80.0	4.70
R0033/16	3/16	4.76	0.1875	52.0	86.0	4.76
R003N12	N12	4.80	0.1890	52.0	86.0	4.80
R0034.8	–	4.80	0.1890	52.0	86.0	4.80
R003N11	N11	4.85	0.1910	52.0	86.0	4.85
R0034.9	–	4.90	0.1929	52.0	86.0	4.90
R003N10	N10	4.92	0.1935	52.0	86.0	4.92
R0035.0	–	5.00	0.1969	52.0	86.0	5.00
R0035.1	–	5.10	0.2008	52.0	86.0	5.10
R003N7	N7	5.11	0.2010	52.0	86.0	5.11
R00313/64	13/64	5.16	0.2031	52.0	86.0	5.16
R0035.2	–	5.20	0.2047	52.0	86.0	5.20
R0035.3	–	5.30	0.2087	52.0	86.0	5.30
R0035.4	–	5.40	0.2126	57.0	93.0	5.40
R003N3	N3	5.41	0.2130	57.0	93.0	5.41

产品	DC (inch)	DC (mm)	DC (inch)	LCF (mm)	OAL (mm)	DCON MS (mm)
R0035.5	–	5.50	0.2165	57.0	93.0	5.50
R0037/32	7/32	5.56	0.2187	57.0	93.0	5.56
R0035.6	–	5.60	0.2205	57.0	93.0	5.60
R003N2	N2	5.61	0.2210	57.0	93.0	5.61
R0035.7	–	5.70	0.2244	57.0	93.0	5.70
R0035.8	–	5.80	0.2283	57.0	93.0	5.80
R0035.9	–	5.90	0.2323	57.0	93.0	5.90
R00315/64	15/64	5.95	0.2344	57.0	93.0	5.95
R0036.0	–	6.00	0.2362	57.0	93.0	6.00
R0036.1	–	6.10	0.2402	63.0	101.0	6.10
R003C	C	6.15	0.2420	63.0	101.0	6.15
R0036.2	–	6.20	0.2441	63.0	101.0	6.20
R0036.3	–	6.30	0.2480	63.0	101.0	6.30
R0031/4	1/4	6.35	0.2500	63.0	101.0	6.35
R0036.4	–	6.40	0.2520	63.0	101.0	6.40
R0036.5	–	6.50	0.2559	63.0	101.0	6.50
R003F	F	6.53	0.2570	63.0	101.0	6.53
R0036.6	–	6.60	0.2598	63.0	101.0	6.60
R0036.7	–	6.70	0.2638	63.0	101.0	6.70
R00317/64	17/64	6.75	0.2656	69.0	109.0	6.75
R0036.8	–	6.80	0.2677	69.0	109.0	6.80
R0036.9	–	6.90	0.2717	69.0	109.0	6.90
R003I	I	6.91	0.2720	69.0	109.0	6.91
R0037.0	–	7.00	0.2756	69.0	109.0	7.00
R0037.1	–	7.10	0.2795	69.0	109.0	7.10
R0039/32	9/32	7.14	0.2813	69.0	109.0	7.14
R0037.2	–	7.20	0.2835	69.0	109.0	7.20
R0037.3	–	7.30	0.2874	69.0	109.0	7.30
R0037.4	–	7.40	0.2913	69.0	109.0	7.40
R0037.5	–	7.50	0.2953	69.0	109.0	7.50
R00319/64	19/64	7.54	0.2969	75.0	117.0	7.54
R0037.6	–	7.60	0.2992	75.0	117.0	7.60
R0037.7	–	7.70	0.3031	75.0	117.0	7.70
R0037.8	–	7.80	0.3071	75.0	117.0	7.80
R0037.9	–	7.90	0.3110	75.0	117.0	7.90
R0035/16	5/16	7.94	0.3125	75.0	117.0	7.94
R0038.0	–	8.00	0.3150	75.0	117.0	8.00
R0038.1	–	8.10	0.3189	75.0	117.0	8.10
R0038.2	–	8.20	0.3228	75.0	117.0	8.20
R0038.3	–	8.30	0.3268	75.0	117.0	8.30
R00321/64	21/64	8.33	0.3281	75.0	117.0	8.33
R0038.4	–	8.40	0.3307	75.0	117.0	8.40
R003Q	Q	8.43	0.3320	75.0	117.0	8.43
R0038.5	–	8.50	0.3346	75.0	117.0	8.50
R0038.6	–	8.60	0.3386	81.0	125.0	8.60
R003R	R	8.61	0.3390	81.0	125.0	8.61
R0038.7	–	8.70	0.3425	81.0	125.0	8.70
R00311/32	11/32	8.73	0.3437	81.0	125.0	8.73
R0038.8	–	8.80	0.3465	81.0	125.0	8.80
R0038.9	–	8.90	0.3504	81.0	125.0	8.90
R0039.0	–	9.00	0.3543	81.0	125.0	9.00
R0039.1	–	9.10	0.3583	81.0	125.0	9.10
R00323/64	23/64	9.13	0.3594	81.0	125.0	9.13
R0039.2	–	9.20	0.3622	81.0	125.0	9.20
R0039.3	–	9.30	0.3661	81.0	125.0	9.30
R003U	U	9.35	0.3680	81.0	125.0	9.35
R0039.4	–	9.40	0.3701	81.0	125.0	9.40
R0039.5	–	9.50	0.3740	81.0	125.0	9.50
R0033/8	3/8	9.53	0.3750	87.0	133.0	9.53
R0039.6	–	9.60	0.3780	87.0	133.0	9.60
R0039.7	–	9.70	0.3819	87.0	133.0	9.70
R0039.8	–	9.80	0.3858	87.0	133.0	9.80

产品	DC	DC	DC	LCF	OAL	DCON MS
	(inch)	(mm)	(inch)	(mm)	(mm)	(mm)
R003W	W	9.80	0.3860	87.0	133.0	9.80
R0039.9	–	9.90	0.3898	87.0	133.0	9.90
R00310.0	–	10.00	0.3937	87.0	133.0	10.00
R00310.2	–	10.20	0.4016	87.0	133.0	10.20
R00313/32	13/32	10.32	0.4063	87.0	133.0	10.32
R00310.5	–	10.50	0.4134	87.0	133.0	10.50
R00327/64	27/64	10.72	0.4219	94.0	142.0	10.72
R00311.0	–	11.00	0.4331	94.0	142.0	11.00
R0037/16	7/16	11.11	0.4375	94.0	142.0	11.11
R00311.5	–	11.50	0.4528	94.0	142.0	11.50
R00329/64	29/64	11.51	0.4531	94.0	142.0	11.51
R00315/32	15/32	11.91	0.4687	101.0	151.0	11.91
R00312.0	–	12.00	0.4724	101.0	151.0	12.00
R0031/2	1/2	12.70	0.5000	101.0	151.0	12.70
R00313.0	–	13.00	0.5118	101.0	151.0	13.00
R00314.0	–	14.00	0.5512	108.0	160.0	14.00

整体硬质合金通用钻

多功能、经久耐用，提高生产率

Force X 2 代--高要求钻孔应用的完美解决方案。

该系列包括 3xD、5xD 和 8xD，可用于不同的钻孔深度。

这些整体硬质合金钻头具有 140° 自定心四面刃分度点和先进的 CTW 刃口设计，可在各种材料上钻出优质孔（孔公差为 H9）。Force X 2 代钻头采用 TiAlN 表面涂层，可提高硬度并延长刀具寿命，即使在 ISO P、M 和 K 材料组中具有挑战性的应用中，也能确保可靠的性能。

相关产品

RS403

3xD

3 – 20 毫米

TiAlN 顶部涂层

RC403

3xD

3 – 20 毫米

TiAlN 顶部涂层 **冷却液进给**

RS405

5xD

3 – 20 毫米

TiAlN 顶部涂层

RC405

5xD

3 – 20 毫米

TiAlN 顶部涂层 **冷却液进给**

RC408

8xD

3 – 16 毫米

TiAlN 顶部涂层 **冷却液进给**

特点和优点

独特的笛形设计，笛腹连续变薄，笛跟卷曲。	**可靠的切屑控制可确保** P、M 和 K 材料的顺利排空。
亚微米级碳化物基体。	**扩展的边缘韧性和硬度平衡** 在各种材料条件下都能提供稳定的性能和较长的使用寿命。
顶部的 TiAlN 涂层可提供耐磨保护。	**提高刀具寿命** 更低的摩擦系数可在更长时间的高速运转中保持性能。
S 形四面精磨分离式钻尖。	**精确的孔定位** 支持清洁的入口、出口和高质量的表面处理。
经过优化的钻尖，转角几何形状坚固。	**更高的进给量** 缩短周期时间，提高每个零件的生产率。

特点和优点

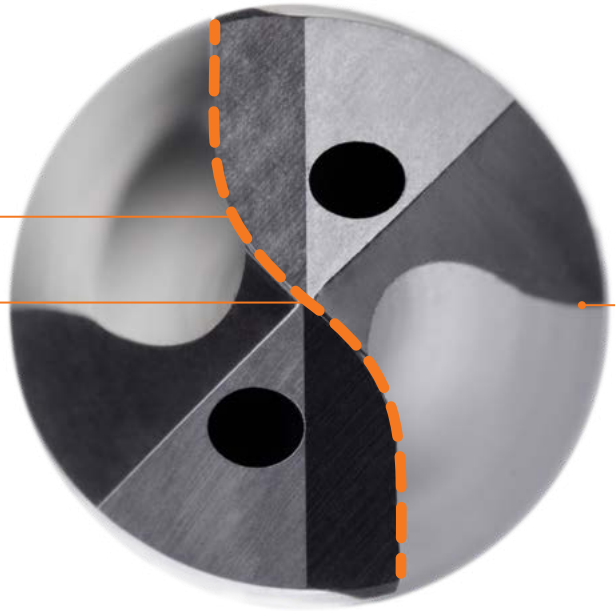
S 形凿子，角部几何形状得到加强
4刀面分离式刀尖提供自定心精度，可实现精确钻孔和快速穿孔
线性刃线设计

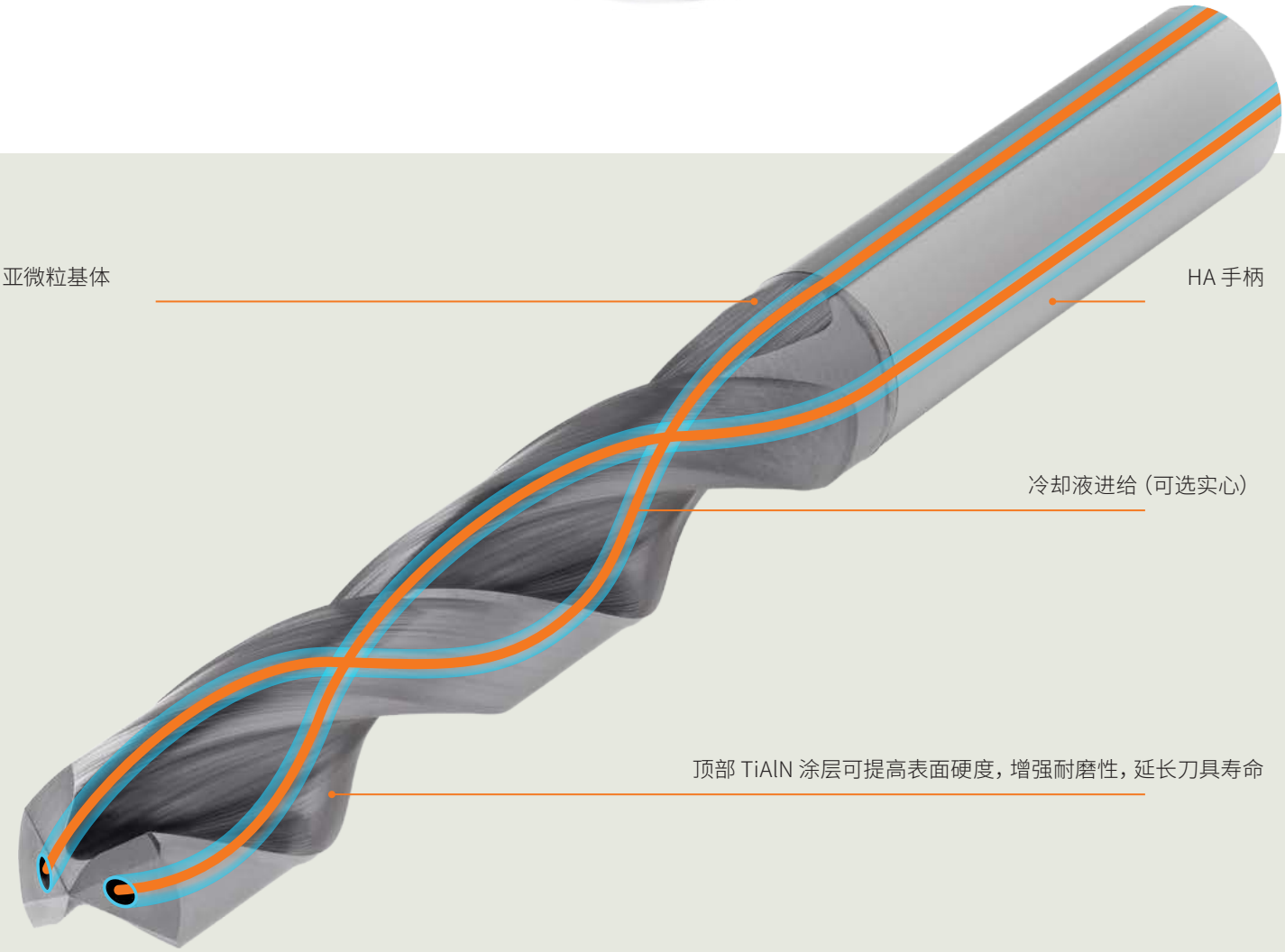
亚微粒基体
HA 手柄
冷却液进给（可选实心）
顶部 TiAlN 涂层可提高表面硬度，增强耐磨性，延长刀具寿命

RS403

DORMER PRAMET

FORCE X 整体硬质合金 3XD 钻头, TiAlN 顶部涂层
高性能钻头专为在高速和高进给条件下提供优异的孔质量而设计（H9 孔公差，适用于多种材料）。140° 自定心、4 刀面分瓣和 CTW 刀槽结构。顶部的 TiAlN 涂层可提高表面硬度，增强耐磨性，延长刀具寿命。

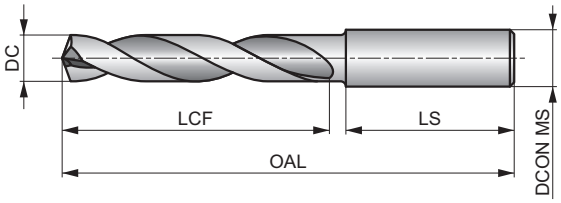

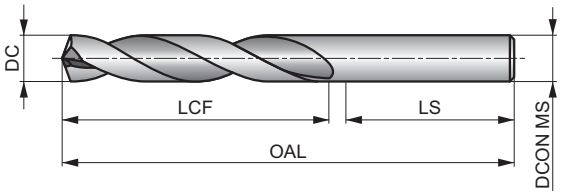

HM	DIN 6537	3×D
140°	TiAlN Top	DIN 6535HA
CTW	R	DC m7

工件材料组的适用性，线速度(m/min)的起始值和进料Alpha代码。表与饲料每转可以找到从页66开始。

P1.1	P1.2	P1.3	P2.1	P2.2	P2.3	P3.1	P3.2	P3.3	P4.1	P4.2	P4.3	M1.1	M1.2
■ 112 V	■ 114 V	■ 114 V	■ 98 V	■ 96 V	■ 84 V	■ 88 V	■ 82 V	■ 80 V	■ 79 V	■ 76 V	■ 40 U	◪ 79 V	◪ 76 V
M2.1	M2.2	M2.3	M3.1	M3.2	M3.3	M4.1	M4.2	K1.1	K1.2	K1.3	K2.1	K2.2	K2.3
◪ 74 U	◪ 60 U	◪ 52 U	◪ 64 U	◪ 52 U	◪ 49 U	◪ 45 U	◪ 38 U	■ 89 W	■ 86 W	■ 84 W	■ 89 W	■ 88 W	■ 79 W
K3.1	K3.2	K3.3	K4.1	K4.2	K4.3	K4.4	K4.5	K5.1	K5.2	K5.3	N1.2	N1.3	N2.1
■ 84 W	■ 79 W	■ 76 W	■ 80 W	■ 64 W	■ 62 W	■ 58 W	■ 56 W	■ 84 V	■ 80 V	■ 64 V	◪ 279 W	◪ 270 W	◪ 199 W
N2.2	N2.3	N3.1	N3.2	N3.3	S1.1	S1.2	S1.3						
◪ 198 W	◪ 180 W	◪ 166 W	◪ 162 W	◪ 158 W	◪ 40 U	◪ 32 U	◪ 28 U						

DCON MS公差h6

产品	DC (inch)	DC (mm)	DC (inch)	LCF (mm)	OAL (mm)	LS (mm)	DCON MS (mm)
RS4033.0	–	3.00	0.1181	20.0	62.0	36.0	6.00
RS4033.1	–	3.10	0.1220	20.0	62.0	36.0	6.00
RS4031/8	1/8	3.18	0.1250	20.0	62.0	36.0	6.00
RS4033.2	–	3.20	0.1260	20.0	62.0	36.0	6.00
RS403N30	N30	3.26	0.1283	20.0	62.0	36.0	6.00
RS4033.3	–	3.30	0.1299	20.0	62.0	36.0	6.00
RS4033.4	–	3.40	0.1339	20.0	62.0	36.0	6.00
RS403N29	N29	3.45	0.1360	20.0	62.0	36.0	6.00
RS4033.5	–	3.50	0.1378	20.0	62.0	36.0	6.00
RS403N28	N28	3.57	0.1406	20.0	62.0	36.0	6.00
RS4039/64	9/64	3.57	0.1406	20.0	62.0	36.0	6.00
RS4033.6	–	3.60	0.1417	20.0	62.0	36.0	6.00
RS403N27	N27	3.66	0.1441	20.0	62.0	36.0	6.00
RS4033.7	–	3.70	0.1457	20.0	62.0	36.0	6.00
RS4033.73	–	3.73	0.1469	24.0	66.0	36.0	6.00
RS403N26	N26	3.73	0.1469	24.0	66.0	36.0	6.00
RS403N25	N25	3.80	0.1496	24.0	66.0	36.0	6.00
RS4033.8	–	3.80	0.1496	24.0	66.0	36.0	6.00
RS403N24	N24	3.86	0.1520	24.0	66.0	36.0	6.00
RS4033.9	–	3.90	0.1535	24.0	66.0	36.0	6.00
RS403N23	N23	3.91	0.1539	24.0	66.0	36.0	6.00
RS4035/32	5/32	3.97	0.1563	24.0	66.0	36.0	6.00
RS403N22	N22	3.99	0.1571	24.0	66.0	36.0	6.00
RS4034.0	–	4.00	0.1575	24.0	66.0	36.0	6.00
RS403N21	N21	4.04	0.1591	24.0	66.0	36.0	6.00

产品	DC	DC	DC	LCF	OAL	LS	DCON MS
	(inch)	(mm)	(inch)	(mm)	(mm)	(mm)	(mm)
RS403N20	N20	4.09	0.1610	24.0	66.0	36.0	6.00
RS4034.1	–	4.10	0.1614	24.0	66.0	36.0	6.00
RS4034.2	–	4.20	0.1654	24.0	66.0	36.0	6.00
RS403N19	N19	4.22	0.1661	24.0	66.0	36.0	6.00
RS4034.3	–	4.30	0.1693	24.0	66.0	36.0	6.00
RS403N18	N18	4.31	0.1697	24.0	66.0	36.0	6.00
RS40311/64	11/64	4.37	0.1719	24.0	66.0	36.0	6.00
RS403N17	N17	4.39	0.1728	24.0	66.0	36.0	6.00
RS4034.4	–	4.40	0.1732	24.0	66.0	36.0	6.00
RS403N16	N16	4.50	0.1772	24.0	66.0	36.0	6.00
RS4034.5	–	4.50	0.1772	24.0	66.0	36.0	6.00
RS403N15	N15	4.57	0.1799	24.0	66.0	36.0	6.00
RS4034.6	–	4.60	0.1811	24.0	66.0	36.0	6.00
RS403N14	N14	4.62	0.1819	24.0	66.0	36.0	6.00
RS403N13	N13	4.70	0.1850	24.0	66.0	36.0	6.00
RS4034.7	–	4.70	0.1850	24.0	66.0	36.0	6.00
RS4033/16	3/16	4.76	0.1875	28.0	66.0	36.0	6.00
RS403N12	N12	4.80	0.1890	28.0	66.0	36.0	6.00
RS4034.8	–	4.80	0.1890	28.0	66.0	36.0	6.00
RS403N11	N11	4.85	0.1909	28.0	66.0	36.0	6.00
RS4034.9	–	4.90	0.1929	28.0	66.0	36.0	6.00
RS403N10	N10	4.92	0.1937	28.0	66.0	36.0	6.00
RS403N9	N9	4.98	0.1961	28.0	66.0	36.0	6.00
RS4035.0	–	5.00	0.1969	28.0	66.0	36.0	6.00
RS403N8	N8	5.06	0.1992	28.0	66.0	36.0	6.00
RS4035.1	–	5.10	0.2008	28.0	66.0	36.0	6.00
RS403N7	N7	5.11	0.2010	28.0	66.0	36.0	6.00
RS40313/64	13/64	5.16	0.2031	28.0	66.0	36.0	6.00
RS403N6	N6	5.18	0.2039	28.0	66.0	36.0	6.00
RS4035.2	–	5.20	0.2047	28.0	66.0	36.0	6.00
RS403N5	N5	5.22	0.2055	28.0	66.0	36.0	6.00
RS4035.3	–	5.30	0.2087	28.0	66.0	36.0	6.00
RS403N4	N4	5.31	0.2091	28.0	66.0	36.0	6.00
RS4035.4	–	5.40	0.2126	28.0	66.0	36.0	6.00
RS403N3	N3	5.41	0.2130	28.0	66.0	36.0	6.00
RS4035.5	–	5.50	0.2165	28.0	66.0	36.0	6.00
RS4037/32	7/32	5.56	0.2188	28.0	66.0	36.0	6.00
RS4035.6	–	5.60	0.2205	28.0	66.0	36.0	6.00
RS403N2	N2	5.61	0.2209	28.0	66.0	36.0	6.00
RS4035.7	–	5.70	0.2244	28.0	66.0	36.0	6.00
RS403N1	N1	5.79	0.2280	28.0	66.0	36.0	6.00
RS4035.8	–	5.80	0.2283	28.0	66.0	36.0	6.00
RS4035.9	–	5.90	0.2323	28.0	66.0	36.0	6.00
RS403A	A	5.94	0.2339	28.0	66.0	36.0	6.00
RS40315/64	15/64	5.95	0.2344	28.0	66.0	36.0	6.00
RS4036.0	–	6.00	0.2362	28.0	66.0	36.0	6.00
RS403B	B	6.05	0.2380	34.0	79.0	36.0	8.00
RS4036.1	–	6.10	0.2402	34.0	79.0	36.0	8.00
RS403C	C	6.15	0.2421	34.0	79.0	36.0	8.00
RS4036.2	–	6.20	0.2441	34.0	79.0	36.0	8.00
RS403D	D	6.25	0.2461	34.0	79.0	36.0	8.00
RS4036.3	–	6.30	0.2480	34.0	79.0	36.0	8.00
RS403E	E	6.35	0.2500	34.0	79.0	36.0	8.00
RS4031/4	1/4	6.35	0.2500	34.0	79.0	36.0	8.00
RS4036.4	–	6.40	0.2520	34.0	79.0	36.0	8.00
RS4036.5	–	6.50	0.2559	34.0	79.0	36.0	8.00
RS403F	F	6.53	0.2571	34.0	79.0	36.0	8.00
RS4036.6	–	6.60	0.2598	34.0	79.0	36.0	8.00
RS403G	G	6.63	0.2610	34.0	79.0	36.0	8.00
RS4036.7	–	6.70	0.2638	34.0	79.0	36.0	8.00
RS40317/64	17/64	6.75	0.2656	34.0	79.0	36.0	8.00
RS403H	H	6.76	0.2661	34.0	79.0	36.0	8.00

产品	DC	DC	DC	LCF	OAL	LS	DCON MS
	(inch)	(mm)	(inch)	(mm)	(mm)	(mm)	(mm)
RS4036.8	–	6.80	0.2677	34.0	79.0	36.0	8.00
RS4036.9	–	6.90	0.2717	34.0	79.0	36.0	8.00
RS403I	I	6.91	0.2720	34.0	79.0	36.0	8.00
RS4037.0	–	7.00	0.2756	34.0	79.0	36.0	8.00
RS403J	J	7.04	0.2772	34.0	79.0	36.0	8.00
RS4037.1	–	7.10	0.2795	41.0	79.0	36.0	8.00
RS403K	K	7.14	0.2811	41.0	79.0	36.0	8.00
RS4039/32	9/32	7.14	0.2813	41.0	79.0	36.0	8.00
RS4037.2	–	7.20	0.2835	41.0	79.0	36.0	8.00
RS4037.3	–	7.30	0.2874	41.0	79.0	36.0	8.00
RS403L	L	7.37	0.2902	41.0	79.0	36.0	8.00
RS4037.4	–	7.40	0.2913	41.0	79.0	36.0	8.00
RS403M	M	7.49	0.2949	41.0	79.0	36.0	8.00
RS4037.5	–	7.50	0.2953	41.0	79.0	36.0	8.00
RS40319/64	19/64	7.54	0.2969	41.0	79.0	36.0	8.00
RS4037.6	–	7.60	0.2992	41.0	79.0	36.0	8.00
RS403N	N	7.67	0.3020	41.0	79.0	36.0	8.00
RS4037.7	–	7.70	0.3031	41.0	79.0	36.0	8.00
RS4037.8	–	7.80	0.3071	41.0	79.0	36.0	8.00
RS4037.9	–	7.90	0.3110	41.0	79.0	36.0	8.00
RS4035/16	5/16	7.94	0.3125	41.0	79.0	36.0	8.00
RS4038.0	–	8.00	0.3150	41.0	79.0	36.0	8.00
RS403O	O	8.03	0.3161	47.0	89.0	40.0	10.00
RS4038.1	–	8.10	0.3189	47.0	89.0	40.0	10.00
RS4038.2	–	8.20	0.3228	47.0	89.0	40.0	10.00
RS403P	P	8.20	0.3228	47.0	89.0	40.0	10.00
RS4038.3	–	8.30	0.3268	47.0	89.0	40.0	10.00
RS40321/64	21/64	8.33	0.3281	47.0	89.0	40.0	10.00
RS4038.4	–	8.40	0.3307	47.0	89.0	40.0	10.00
RS403Q	Q	8.43	0.3319	47.0	89.0	40.0	10.00
RS4038.5	–	8.50	0.3346	47.0	89.0	40.0	10.00
RS4038.6	–	8.60	0.3386	47.0	89.0	40.0	10.00
RS403R	R	8.61	0.3390	47.0	89.0	40.0	10.00
RS4038.7	–	8.70	0.3425	47.0	89.0	40.0	10.00
RS40311/32	11/32	8.73	0.3438	47.0	89.0	40.0	10.00
RS4038.8	–	8.80	0.3465	47.0	89.0	40.0	10.00
RS403S	S	8.84	0.3480	47.0	89.0	40.0	10.00
RS4038.9	–	8.90	0.3504	47.0	89.0	40.0	10.00
RS4039.0	–	9.00	0.3543	47.0	89.0	40.0	10.00
RS403T	T	9.09	0.3579	47.0	89.0	40.0	10.00
RS4039.1	–	9.10	0.3583	47.0	89.0	40.0	10.00
RS40323/64	23/64	9.13	0.3594	47.0	89.0	40.0	10.00
RS4039.2	–	9.20	0.3622	47.0	89.0	40.0	10.00
RS4039.3	–	9.30	0.3661	47.0	89.0	40.0	10.00
RS403U	U	9.35	0.3681	47.0	89.0	40.0	10.00
RS4039.4	–	9.40	0.3701	47.0	89.0	40.0	10.00
RS4039.5	–	9.50	0.3740	47.0	89.0	40.0	10.00
RS4033/8	3/8	9.53	0.3750	47.0	89.0	40.0	10.00
RS403V	V	9.58	0.3772	47.0	89.0	40.0	10.00
RS4039.6	–	9.60	0.3780	47.0	89.0	40.0	10.00
RS4039.7	–	9.70	0.3819	47.0	89.0	40.0	10.00
RS4039.8	–	9.80	0.3858	47.0	89.0	40.0	10.00
RS403W	W	9.80	0.3858	47.0	89.0	40.0	10.00
RS4039.9	–	9.90	0.3898	47.0	89.0	40.0	10.00
RS40325/64	25/64	9.92	0.3906	47.0	89.0	40.0	10.00
RS40310.0	–	10.00	0.3937	47.0	89.0	40.0	10.00
RS403X	X	10.08	0.3969	55.0	102.0	45.0	12.00
RS40310.1	–	10.10	0.3976	55.0	102.0	45.0	12.00
RS40310.2	–	10.20	0.4016	55.0	102.0	45.0	12.00
RS403Y	Y	10.26	0.4039	55.0	102.0	45.0	12.00
RS40310.3	–	10.30	0.4055	55.0	102.0	45.0	12.00
RS40313/32	13/32	10.32	0.4063	55.0	102.0	45.0	12.00

产品	DC	DC	DC	LCF	OAL	LS	DCON MS
	(inch)	(mm)	(inch)	(mm)	(mm)	(mm)	(mm)
RS40310.4	–	10.40	0.4094	55.0	102.0	45.0	12.00
RS403Z	Z	10.49	0.4130	55.0	102.0	45.0	12.00
RS40310.5	–	10.50	0.4134	55.0	102.0	45.0	12.00
RS40310.6	–	10.60	0.4173	55.0	102.0	45.0	12.00
RS40310.7	–	10.70	0.4213	55.0	102.0	45.0	12.00
RS40327/64	27/64	10.72	0.4219	55.0	102.0	45.0	12.00
RS40310.8	–	10.80	0.4252	55.0	102.0	45.0	12.00
RS40310.9	–	10.90	0.4291	55.0	102.0	45.0	12.00
RS40311.0	–	11.00	0.4331	55.0	102.0	45.0	12.00
RS40311.1	–	11.10	0.4370	55.0	102.0	45.0	12.00
RS4037/16	7/16	11.11	0.4375	55.0	102.0	45.0	12.00
RS40311.2	–	11.20	0.4409	55.0	102.0	45.0	12.00
RS40311.3	–	11.30	0.4449	55.0	102.0	45.0	12.00
RS40311.4	–	11.40	0.4488	55.0	102.0	45.0	12.00
RS40311.5	–	11.50	0.4528	55.0	102.0	45.0	12.00
RS40329/64	29/64	11.51	0.4531	55.0	102.0	45.0	12.00
RS40311.6	–	11.60	0.4567	55.0	102.0	45.0	12.00
RS40311.7	–	11.70	0.4606	55.0	102.0	45.0	12.00
RS40311.8	–	11.80	0.4646	55.0	102.0	45.0	12.00
RS40311.9	–	11.90	0.4685	55.0	102.0	45.0	12.00
RS40315/32	15/32	11.91	0.4688	55.0	102.0	45.0	12.00
RS40312.0	–	12.00	0.4724	55.0	102.0	45.0	12.00
RS40312.1	–	12.10	0.4764	60.0	107.0	45.0	14.00
RS40312.2	–	12.20	0.4803	60.0	107.0	45.0	14.00
RS40331/64	31/64	12.30	0.4844	60.0	107.0	45.0	14.00
RS40312.5	–	12.50	0.4921	60.0	107.0	45.0	14.00
RS4031/2	1/2	12.70	0.5000	60.0	107.0	45.0	14.00
RS40312.7	–	12.70	0.5000	60.0	107.0	45.0	14.00
RS40312.8	–	12.80	0.5039	60.0	107.0	45.0	14.00
RS40313.0	–	13.00	0.5118	60.0	107.0	45.0	14.00
RS40333/64	33/64	13.10	0.5156	60.0	107.0	45.0	14.00
RS40313.3	–	13.30	0.5236	60.0	107.0	45.0	14.00
RS40317/32	17/32	13.49	0.5313	60.0	107.0	45.0	14.00
RS40313.5	–	13.50	0.5315	60.0	107.0	45.0	14.00
RS40313.8	–	13.80	0.5433	60.0	107.0	45.0	14.00
RS40335/64	35/64	13.89	0.5469	60.0	107.0	45.0	14.00
RS40314.0	–	14.00	0.5512	60.0	107.0	45.0	14.00
RS40314.25	–	14.25	0.5610	65.0	115.0	48.0	16.00
RS4039/16	9/16	14.29	0.5625	65.0	115.0	48.0	16.00
RS40314.5	–	14.50	0.5709	65.0	115.0	48.0	16.00
RS40337/64	37/64	14.68	0.5781	65.0	115.0	48.0	16.00
RS40314.8	–	14.80	0.5827	65.0	115.0	48.0	16.00
RS40315.0	–	15.00	0.5906	65.0	115.0	48.0	16.00
RS40319/32	19/32	15.08	0.5938	65.0	115.0	48.0	16.00
RS40315.1	–	15.10	0.5945	65.0	115.0	48.0	16.00
RS40315.3	–	15.30	0.6024	65.0	115.0	48.0	16.00
RS40339/64	39/64	15.48	0.6094	65.0	115.0	48.0	16.00
RS40315.5	–	15.50	0.6102	65.0	115.0	48.0	16.00
RS40315.8	–	15.80	0.6220	65.0	115.0	48.0	16.00
RS4035/8	5/8	15.88	0.6250	65.0	115.0	48.0	16.00
RS40316.0	–	16.00	0.6299	65.0	115.0	48.0	16.00
RS40341/64	41/64	16.27	0.6406	73.0	123.0	48.0	18.00
RS40316.5	–	16.50	0.6496	73.0	123.0	48.0	18.00
RS40321/32	21/32	16.67	0.6563	73.0	123.0	48.0	18.00
RS40317.0	–	17.00	0.6693	73.0	123.0	48.0	18.00
RS40343/64	43/64	17.07	0.6720	73.0	123.0	48.0	18.00
RS40311/16	11/16	17.46	0.6874	73.0	123.0	48.0	18.00
RS40317.5	–	17.50	0.6890	73.0	123.0	48.0	18.00
RS40317.8	–	17.80	0.7008	73.0	123.0	48.0	18.00
RS40345/64	45/64	17.86	0.7031	73.0	123.0	48.0	18.00
RS40318.0	–	18.00	0.7087	73.0	123.0	48.0	18.00
RS40323/32	23/32	18.26	0.7189	79.0	131.0	50.0	20.00

产品	DC	DC	DC	LCF	OAL	LS	DCON MS
	(inch)	(mm)	(inch)	(mm)	(mm)	(mm)	(mm)
RS40318.5	–	18.50	0.7283	79.0	131.0	50.0	20.00
RS40347/64	47/64	18.65	0.7343	79.0	131.0	50.0	20.00
RS40319.0	–	19.00	0.7480	79.0	131.0	50.0	20.00
RS4033/4	3/4	19.05	0.7500	79.0	131.0	50.0	20.00
RS40319.5	–	19.50	0.7677	79.0	131.0	50.0	20.00
RS40319.8	–	19.80	0.7795	79.0	131.0	50.0	20.00
RS40320.0	–	20.00	0.7874	79.0	131.0	50.0	20.00

RC403

FORCE X 3XD 整体硬质合金钻头，带冷却进给装置，TiAlN-Top 涂层
高性能钻头专为在高速和高进给条件下提供优异的孔质量而设计（H9 孔公差，适用于多种材料）。140° 自定心、4 刀面分刃点和 CTW 刀槽结构。冷却孔加强了排屑效果。顶部 TiAlN 涂层可提高表面硬度，增强耐磨性，延长刀具寿命。

HM	DIN 6537	3×D
140°	TiAlN Top	DIN 6535HA
CTW	R	DC m7

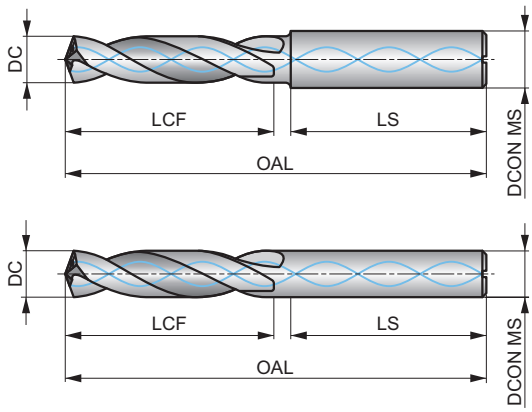

工件材料组的适用性，线速度(m/min)的起始值和进料Alpha代码。表与饲料每转可以找到从页66开始。

P1.1	P1.2	P1.3	P2.1	P2.2	P2.3	P3.1	P3.2	P3.3	P4.1	P4.2	P4.3	M1.1	M1.2
140 W	142 W	142 W	122 W	120 W	105 V	110 V	102 V	100 V	99 V	95 V	50 U	105 G	101 G
M2.1	M2.2	M2.3	M3.1	M3.2	M3.3	M4.1	M4.2	K1.1	K1.2	K1.3	K2.1	K2.2	K2.3
99 G	80 G	70 E	85 G	70 G	65 F	60 F	50 E	111 W	108 W	105 W	111 W	110 W	99 W
K3.1	K3.2	K3.3	K4.1	K4.2	K4.3	K4.4	K4.5	K5.1	K5.2	K5.3	N1.1	N1.2	N1.3
105 W	99 W	95 W	100 W	80 W	77 W	72 W	70 W	105 W	100 W	80 W	305 W	310 W	300 W
N2.1	N2.2	N2.3	N3.1	N3.2	N3.3	S1.1	S1.2	S1.3	S2.1	S2.2	S3.1	S3.2	S4.1
221 W	220 W	200 W	185 W	180 W	175 W	50 V	40 V	35 U	40 U	28 U	32 U	32 U	30 U
S4.2													
25 U													

DCON MS公差h6

产品	DC (inch)	DC (mm)	DC (inch)	LCF (mm)	OAL (mm)	LS (mm)	DCON MS (mm)
RC4033.0	–	3.00	0.1181	20.0	62.0	36.0	6.00
RC4033.1	–	3.10	0.1220	20.0	62.0	36.0	6.00
RC4031/8	1/8	3.18	0.1250	20.0	62.0	36.0	6.00
RC4033.2	–	3.20	0.1260	20.0	62.0	36.0	6.00
RC403N30	N30	3.26	0.1283	20.0	62.0	36.0	6.00
RC4033.3	–	3.30	0.1299	20.0	62.0	36.0	6.00
RC4033.4	–	3.40	0.1339	20.0	62.0	36.0	6.00
RC403N29	N29	3.45	0.1360	20.0	62.0	36.0	6.00
RC4033.5	–	3.50	0.1378	20.0	62.0	36.0	6.00
RC403N28	N28	3.57	0.1406	20.0	62.0	36.0	6.00
RC4039/64	9/64	3.57	0.1406	20.0	62.0	36.0	6.00
RC4033.6	–	3.60	0.1417	20.0	62.0	36.0	6.00
RC403N27	N27	3.66	0.1441	20.0	62.0	36.0	6.00
RC4033.7	–	3.70	0.1457	20.0	62.0	36.0	6.00
RC403N26	N26	3.73	0.1469	24.0	66.0	36.0	6.00
RC403N25	N25	3.80	0.1496	24.0	66.0	36.0	6.00
RC4033.8	–	3.80	0.1496	24.0	66.0	36.0	6.00
RC403N24	N24	3.86	0.1520	24.0	66.0	36.0	6.00
RC4033.9	–	3.90	0.1535	24.0	66.0	36.0	6.00
RC403N23	N23	3.91	0.1539	24.0	66.0	36.0	6.00
RC4035/32	5/32	3.97	0.1563	24.0	66.0	36.0	6.00
RC403N22	N22	3.99	0.1571	24.0	66.0	36.0	6.00
RC4034.0	–	4.00	0.1575	24.0	66.0	36.0	6.00

产品	DC	DC	DC	LCF	OAL	LS	DCON MS
	(inch)	(mm)	(inch)	(mm)	(mm)	(mm)	(mm)
RC403N21	N21	4.04	0.1591	24.0	66.0	36.0	6.00
RC4034.05	–	4.05	0.1594	24.0	66.0	36.0	6.00
RC403N20	N20	4.09	0.1610	24.0	66.0	36.0	6.00
RC4034.1	–	4.10	0.1614	24.0	66.0	36.0	6.00
RC4034.2	–	4.20	0.1654	24.0	66.0	36.0	6.00
RC403N19	N19	4.22	0.1661	24.0	66.0	36.0	6.00
RC4034.3	–	4.30	0.1693	24.0	66.0	36.0	6.00
RC403N18	N18	4.31	0.1697	24.0	66.0	36.0	6.00
RC40311/64	11/64	4.37	0.1719	24.0	66.0	36.0	6.00
RC403N17	N17	4.39	0.1728	24.0	66.0	36.0	6.00
RC4034.4	–	4.40	0.1732	24.0	66.0	36.0	6.00
RC403N16	N16	4.50	0.1772	24.0	66.0	36.0	6.00
RC4034.5	–	4.50	0.1772	24.0	66.0	36.0	6.00
RC403N15	N15	4.57	0.1799	24.0	66.0	36.0	6.00
RC4034.6	–	4.60	0.1811	24.0	66.0	36.0	6.00
RC403N14	N14	4.62	0.1819	24.0	66.0	36.0	6.00
RC403N13	N13	4.70	0.1850	24.0	66.0	36.0	6.00
RC4034.7	–	4.70	0.1850	24.0	66.0	36.0	6.00
RC4033/16	3/16	4.76	0.1875	28.0	66.0	36.0	6.00
RC403N12	N12	4.80	0.1890	28.0	66.0	36.0	6.00
RC4034.8	–	4.80	0.1890	28.0	66.0	36.0	6.00
RC403N11	N11	4.85	0.1909	28.0	66.0	36.0	6.00
RC4034.9	–	4.90	0.1929	28.0	66.0	36.0	6.00
RC403N10	N10	4.92	0.1937	28.0	66.0	36.0	6.00
RC403N9	N9	4.98	0.1961	28.0	66.0	36.0	6.00
RC4035.0	–	5.00	0.1969	28.0	66.0	36.0	6.00
RC4035.05	–	5.05	0.1988	28.0	66.0	36.0	6.00
RC403N8	N8	5.06	0.1992	28.0	66.0	36.0	6.00
RC4035.1	–	5.10	0.2008	28.0	66.0	36.0	6.00
RC403N7	N7	5.11	0.2010	28.0	66.0	36.0	6.00
RC40313/64	13/64	5.16	0.2031	28.0	66.0	36.0	6.00
RC403N6	N6	5.18	0.2039	28.0	66.0	36.0	6.00
RC4035.2	–	5.20	0.2047	28.0	66.0	36.0	6.00
RC403N5	N5	5.22	0.2055	28.0	66.0	36.0	6.00
RC4035.3	–	5.30	0.2087	28.0	66.0	36.0	6.00
RC403N4	N4	5.31	0.2091	28.0	66.0	36.0	6.00
RC4035.4	–	5.40	0.2126	28.0	66.0	36.0	6.00
RC403N3	N3	5.41	0.2130	28.0	66.0	36.0	6.00
RC4035.5	–	5.50	0.2165	28.0	66.0	36.0	6.00
RC4037/32	7/32	5.56	0.2188	28.0	66.0	36.0	6.00
RC4035.6	–	5.60	0.2205	28.0	66.0	36.0	6.00
RC403N2	N2	5.61	0.2209	28.0	66.0	36.0	6.00
RC4035.7	–	5.70	0.2244	28.0	66.0	36.0	6.00
RC403N1	N1	5.79	0.2280	28.0	66.0	36.0	6.00
RC4035.8	–	5.80	0.2283	28.0	66.0	36.0	6.00
RC4035.9	–	5.90	0.2323	28.0	66.0	36.0	6.00
RC403A	A	5.94	0.2339	28.0	66.0	36.0	6.00
RC40315/64	15/64	5.95	0.2344	28.0	66.0	36.0	6.00
RC4036.0	–	6.00	0.2362	28.0	66.0	36.0	6.00
RC403B	B	6.05	0.2380	34.0	79.0	36.0	8.00
RC4036.05	–	6.05	0.2382	34.0	79.0	36.0	8.00
RC4036.1	–	6.10	0.2402	34.0	79.0	36.0	8.00
RC403C	C	6.15	0.2421	34.0	79.0	36.0	8.00
RC4036.2	–	6.20	0.2441	34.0	79.0	36.0	8.00
RC403D	D	6.25	0.2461	34.0	79.0	36.0	8.00
RC4036.3	–	6.30	0.2480	34.0	79.0	36.0	8.00
RC403E	E	6.35	0.2500	34.0	79.0	36.0	8.00
RC4031/4	1/4	6.35	0.2500	34.0	79.0	36.0	8.00
RC4036.4	–	6.40	0.2520	34.0	79.0	36.0	8.00
RC4036.5	–	6.50	0.2559	34.0	79.0	36.0	8.00
RC403F	F	6.53	0.2571	34.0	79.0	36.0	8.00
RC4036.6	–	6.60	0.2598	34.0	79.0	36.0	8.00

产品	DC	DC	DC	LCF	OAL	LS	DCON MS
	(inch)	(mm)	(inch)	(mm)	(mm)	(mm)	(mm)
RC403G	G	6.63	0.2610	34.0	79.0	36.0	8.00
RC4036.7	–	6.70	0.2638	34.0	79.0	36.0	8.00
RC40317/64	17/64	6.75	0.2656	34.0	79.0	36.0	8.00
RC403H	H	6.76	0.2661	34.0	79.0	36.0	8.00
RC4036.8	–	6.80	0.2677	34.0	79.0	36.0	8.00
RC4036.9	–	6.90	0.2717	34.0	79.0	36.0	8.00
RC403I	I	6.91	0.2720	34.0	79.0	36.0	8.00
RC4037.0	–	7.00	0.2756	34.0	79.0	36.0	8.00
RC403J	J	7.04	0.2772	41.0	79.0	36.0	8.00
RC4037.1	–	7.10	0.2795	41.0	79.0	36.0	8.00
RC403K	K	7.14	0.2811	41.0	79.0	36.0	8.00
RC4039/32	9/32	7.14	0.2813	41.0	79.0	36.0	8.00
RC4037.2	–	7.20	0.2835	41.0	79.0	36.0	8.00
RC4037.3	–	7.30	0.2874	41.0	79.0	36.0	8.00
RC403L	L	7.37	0.2902	41.0	79.0	36.0	8.00
RC4037.4	–	7.40	0.2913	41.0	79.0	36.0	8.00
RC403M	M	7.49	0.2949	41.0	79.0	36.0	8.00
RC4037.5	–	7.50	0.2953	41.0	79.0	36.0	8.00
RC40319/64	19/64	7.54	0.2969	41.0	79.0	36.0	8.00
RC4037.6	–	7.60	0.2992	41.0	79.0	36.0	8.00
RC403N	N	7.67	0.3020	41.0	79.0	36.0	8.00
RC4037.7	–	7.70	0.3031	41.0	79.0	36.0	8.00
RC4037.8	–	7.80	0.3071	41.0	79.0	36.0	8.00
RC4037.9	–	7.90	0.3110	41.0	79.0	36.0	8.00
RC4035/16	5/16	7.94	0.3125	41.0	79.0	36.0	8.00
RC4038.0	–	8.00	0.3150	41.0	79.0	36.0	8.00
RC403O	O	8.03	0.3161	47.0	89.0	40.0	10.00
RC4038.05	–	8.05	0.3169	47.0	89.0	40.0	10.00
RC4038.1	–	8.10	0.3189	47.0	89.0	40.0	10.00
RC4038.2	–	8.20	0.3228	47.0	89.0	40.0	10.00
RC403P	P	8.20	0.3228	47.0	89.0	40.0	10.00
RC4038.3	–	8.30	0.3268	47.0	89.0	40.0	10.00
RC40321/64	21/64	8.33	0.3281	47.0	89.0	40.0	10.00
RC4038.4	–	8.40	0.3307	47.0	89.0	40.0	10.00
RC403Q	Q	8.43	0.3319	47.0	89.0	40.0	10.00
RC4038.5	–	8.50	0.3346	47.0	89.0	40.0	10.00
RC4038.6	–	8.60	0.3386	47.0	89.0	40.0	10.00
RC403R	R	8.61	0.3390	47.0	89.0	40.0	10.00
RC4038.7	–	8.70	0.3425	47.0	89.0	40.0	10.00
RC40311/32	11/32	8.73	0.3438	47.0	89.0	40.0	10.00
RC4038.8	–	8.80	0.3465	47.0	89.0	40.0	10.00
RC403S	S	8.84	0.3480	47.0	89.0	40.0	10.00
RC4038.9	–	8.90	0.3504	47.0	89.0	40.0	10.00
RC4039.0	–	9.00	0.3543	47.0	89.0	40.0	10.00
RC403T	T	9.09	0.3579	47.0	89.0	40.0	10.00
RC4039.1	–	9.10	0.3583	47.0	89.0	40.0	10.00
RC40323/64	23/64	9.13	0.3594	47.0	89.0	40.0	10.00
RC4039.2	–	9.20	0.3622	47.0	89.0	40.0	10.00
RC4039.3	–	9.30	0.3661	47.0	89.0	40.0	10.00
RC403U	U	9.35	0.3681	47.0	89.0	40.0	10.00
RC4039.4	–	9.40	0.3701	47.0	89.0	40.0	10.00
RC4039.5	–	9.50	0.3740	47.0	89.0	40.0	10.00
RC4033/8	3/8	9.53	0.3750	47.0	89.0	40.0	10.00
RC403V	V	9.58	0.3772	47.0	89.0	40.0	10.00
RC4039.6	–	9.60	0.3780	47.0	89.0	40.0	10.00
RC4039.7	–	9.70	0.3819	47.0	89.0	40.0	10.00
RC4039.8	–	9.80	0.3858	47.0	89.0	40.0	10.00
RC403W	W	9.80	0.3858	47.0	89.0	40.0	10.00
RC4039.9	–	9.90	0.3898	47.0	89.0	40.0	10.00
RC40325/64	25/64	9.92	0.3906	47.0	89.0	40.0	10.00
RC40310.0	–	10.00	0.3937	47.0	89.0	40.0	10.00
RC40310.05	–	10.05	0.3957	55.0	102.0	45.0	12.00

产品	DC	DC	DC	LCF	OAL	LS	DCON MS
	(inch)	(mm)	(inch)	(mm)	(mm)	(mm)	(mm)
RC403X	X	10.08	0.3969	55.0	102.0	45.0	12.00
RC40310.1	–	10.10	0.3976	55.0	102.0	45.0	12.00
RC40310.2	–	10.20	0.4016	55.0	102.0	45.0	12.00
RC403Y	Y	10.26	0.4039	55.0	102.0	45.0	12.00
RC40310.3	–	10.30	0.4055	55.0	102.0	45.0	12.00
RC40313/32	13/32	10.32	0.4063	55.0	102.0	45.0	12.00
RC40310.4	–	10.40	0.4094	55.0	102.0	45.0	12.00
RC403Z	Z	10.49	0.4130	55.0	102.0	45.0	12.00
RC40310.5	–	10.50	0.4134	55.0	102.0	45.0	12.00
RC40310.6	–	10.60	0.4173	55.0	102.0	45.0	12.00
RC40327/64	27/64	10.72	0.4219	55.0	102.0	45.0	12.00
RC40310.8	–	10.80	0.4252	55.0	102.0	45.0	12.00
RC40310.9	–	10.90	0.4291	55.0	102.0	45.0	12.00
RC40311.0	–	11.00	0.4331	55.0	102.0	45.0	12.00
RC4037/16	7/16	11.11	0.4375	55.0	102.0	45.0	12.00
RC40311.2	–	11.20	0.4409	55.0	102.0	45.0	12.00
RC40311.3	–	11.30	0.4449	55.0	102.0	45.0	12.00
RC40311.4	–	11.40	0.4488	55.0	102.0	45.0	12.00
RC40311.5	–	11.50	0.4528	55.0	102.0	45.0	12.00
RC40329/64	29/64	11.51	0.4531	55.0	102.0	45.0	12.00
RC40311.6	–	11.60	0.4567	55.0	102.0	45.0	12.00
RC40311.8	–	11.80	0.4646	55.0	102.0	45.0	12.00
RC40315/32	15/32	11.91	0.4688	55.0	102.0	45.0	12.00
RC40312.0	–	12.00	0.4724	55.0	102.0	45.0	12.00
RC40312.05	–	12.05	0.4744	60.0	107.0	45.0	14.00
RC40312.1	–	12.10	0.4764	60.0	107.0	45.0	14.00
RC40312.2	–	12.20	0.4803	60.0	107.0	45.0	14.00
RC40331/64	31/64	12.30	0.4844	60.0	107.0	45.0	14.00
RC40312.5	–	12.50	0.4921	60.0	107.0	45.0	14.00
RC4031/2	1/2	12.70	0.5000	60.0	107.0	45.0	14.00
RC40312.7	–	12.70	0.5000	60.0	107.0	45.0	14.00
RC40312.8	–	12.80	0.5039	60.0	107.0	45.0	14.00
RC40313.0	–	13.00	0.5118	60.0	107.0	45.0	14.00
RC40333/64	33/64	13.10	0.5156	60.0	107.0	45.0	14.00
RC40313.3	–	13.30	0.5236	60.0	107.0	45.0	14.00
RC40317/32	17/32	13.49	0.5313	60.0	107.0	45.0	14.00
RC40313.5	–	13.50	0.5315	60.0	107.0	45.0	14.00
RC40313.8	–	13.80	0.5433	60.0	107.0	45.0	14.00
RC40335/64	35/64	13.89	0.5469	60.0	107.0	45.0	14.00
RC40314.0	–	14.00	0.5512	60.0	107.0	45.0	14.00
RC40314.25	–	14.25	0.5610	65.0	115.0	48.0	16.00
RC4039/16	9/16	14.29	0.5625	65.0	115.0	48.0	16.00
RC40314.5	–	14.50	0.5709	65.0	115.0	48.0	16.00
RC40337/64	37/64	14.68	0.5781	65.0	115.0	48.0	16.00
RC40314.8	–	14.80	0.5827	65.0	115.0	48.0	16.00
RC40315.0	–	15.00	0.5906	65.0	115.0	48.0	16.00
RC40319/32	19/32	15.08	0.5938	65.0	115.0	48.0	16.00
RC40315.1	–	15.10	0.5945	65.0	115.0	48.0	16.00
RC40315.3	–	15.30	0.6024	65.0	115.0	48.0	16.00
RC40339/64	39/64	15.48	0.6094	65.0	115.0	48.0	16.00
RC40315.5	–	15.50	0.6102	65.0	115.0	48.0	16.00
RC40315.8	–	15.80	0.6220	65.0	115.0	48.0	16.00
RC4035/8	5/8	15.88	0.6250	65.0	115.0	48.0	16.00
RC40316.0	–	16.00	0.6299	65.0	115.0	48.0	16.00
RC40341/64	41/64	16.27	0.6406	73.0	123.0	48.0	18.00
RC40316.5	–	16.50	0.6496	73.0	123.0	48.0	18.00
RC40321/32	21/32	16.67	0.6563	73.0	123.0	48.0	18.00
RC40317.0	–	17.00	0.6693	73.0	123.0	48.0	18.00
RC40343/64	43/64	17.07	0.6720	73.0	123.0	48.0	18.00
RC40311/16	11/16	17.46	0.6874	73.0	123.0	48.0	18.00
RC40317.5	–	17.50	0.6890	73.0	123.0	48.0	18.00
RC40345/64	45/64	17.86	0.7031	73.0	123.0	48.0	18.00

产品	DC	DC	DC	LCF	OAL	LS	DCON MS
	(inch)	(mm)	(inch)	(mm)	(mm)	(mm)	(mm)
RC40318.0	–	18.00	0.7087	73.0	123.0	48.0	18.00
RC40323/32	23/32	18.26	0.7189	79.0	131.0	50.0	20.00
RC40318.5	–	18.50	0.7283	79.0	131.0	50.0	20.00
RC40347/64	47/64	18.65	0.7343	79.0	131.0	50.0	20.00
RC40318.8	–	18.80	0.7402	79.0	131.0	50.0	20.00
RC40319.0	–	19.00	0.7480	79.0	131.0	50.0	20.00
RC4033/4	3/4	19.05	0.7500	79.0	131.0	50.0	20.00
RC40319.5	–	19.50	0.7677	79.0	131.0	50.0	20.00
RC40319.8	–	19.80	0.7795	79.0	131.0	50.0	20.00
RC40320.0	–	20.00	0.7874	79.0	131.0	50.0	20.00

RS405

FORCE X 整体硬质合金 5XD 钻头, TiAlN 顶部涂层
高性能钻头专为在高速和高进给条件下提供优异的孔质量而设计（H9 孔公差，适用于多种材料）。140° 自定心、4 刀面分瓣和 CTW 刀槽结构。顶部的 TiAlN 涂层可提高表面硬度，增强耐磨性，延长刀具寿命。

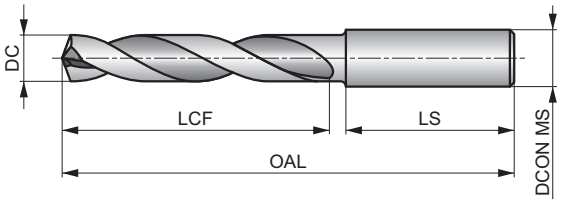

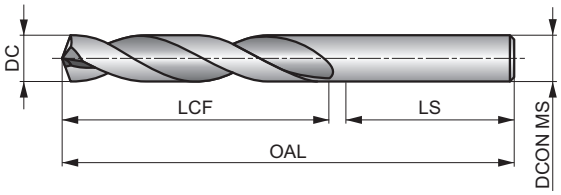

HM	DIN 6537	5×D
140°	TiAlN Top	DIN 6535HA
CTW	R	DC m7

工件材料组的适用性，线速度(m/min)的起始值和进料Alpha代码。表与饲料每转可以找到从页66开始。

P1.1	P1.2	P1.3	P2.1	P2.2	P2.3	P3.1	P3.2	P3.3	P4.1	P4.2	P4.3	M1.1	M1.2
■ 112 V	■ 114 V	■ 114 V	■ 98 V	■ 96 V	■ 84 V	■ 88 V	■ 82 V	■ 80 V	■ 79 V	■ 76 V	■ 40 U	◪ 79 V	◪ 76 V
M2.1	M2.2	M2.3	M3.1	M3.2	M3.3	M4.1	M4.2	K1.1	K1.2	K1.3	K2.1	K2.2	K2.3
◪ 74 U	◪ 60 U	◪ 52 U	◪ 64 U	◪ 52 U	◪ 49 U	◪ 45 U	◪ 38 U	■ 89 W	■ 86 W	■ 84 W	■ 89 W	■ 88 W	■ 79 W
K3.1	K3.2	K3.3	K4.1	K4.2	K4.3	K4.4	K4.5	K5.1	K5.2	K5.3	N1.2	N1.3	N2.1
■ 84 W	■ 79 W	■ 76 W	■ 80 W	■ 64 W	■ 62 W	■ 58 W	■ 56 W	■ 84 V	■ 80 V	■ 64 V	◪ 279 W	◪ 270 W	◪ 199 W
N2.2	N2.3	N3.1	N3.2	N3.3	S1.1	S1.2	S1.3						
◪ 198 W	◪ 180 W	◪ 166 W	◪ 162 W	◪ 158 W	◪ 40 U	◪ 32 U	◪ 28 U						

DCON MS公差h6

产品	DC (inch)	DC (mm)	DC (inch)	LCF (mm)	OAL (mm)	LS (mm)	DCON MS (mm)
RS4053.0	–	3.00	0.1181	28.0	66.0	36.0	6.00
RS4053.1	–	3.10	0.1220	28.0	66.0	36.0	6.00
RS4051/8	1/8	3.18	0.1250	28.0	66.0	36.0	6.00
RS4053.2	–	3.20	0.1260	28.0	66.0	36.0	6.00
RS405N30	N30	3.26	0.1283	28.0	66.0	36.0	6.00
RS4053.3	–	3.30	0.1299	28.0	66.0	36.0	6.00
RS4053.4	–	3.40	0.1339	28.0	66.0	36.0	6.00
RS405N29	N29	3.45	0.1360	28.0	66.0	36.0	6.00
RS4053.5	–	3.50	0.1378	28.0	66.0	36.0	6.00
RS405N28	N28	3.57	0.1406	28.0	66.0	36.0	6.00
RS4059/64	9/64	3.57	0.1406	28.0	66.0	36.0	6.00
RS4053.6	–	3.60	0.1417	28.0	66.0	36.0	6.00
RS405N27	N27	3.66	0.1441	28.0	66.0	36.0	6.00
RS4053.7	–	3.70	0.1457	28.0	66.0	36.0	6.00
RS405N26	N26	3.73	0.1469	36.0	74.0	36.0	6.00
RS405N25	N25	3.80	0.1496	36.0	74.0	36.0	6.00
RS4053.8	–	3.80	0.1496	36.0	74.0	36.0	6.00
RS405N24	N24	3.86	0.1520	36.0	74.0	36.0	6.00
RS4053.9	–	3.90	0.1535	36.0	74.0	36.0	6.00
RS405N23	N23	3.91	0.1539	36.0	74.0	36.0	6.00
RS4055/32	5/32	3.97	0.1563	36.0	74.0	36.0	6.00
RS405N22	N22	3.99	0.1571	36.0	74.0	36.0	6.00
RS4054.0	–	4.00	0.1575	36.0	74.0	36.0	6.00
RS405N21	N21	4.04	0.1591	36.0	74.0	36.0	6.00
RS405N20	N20	4.09	0.1610	36.0	74.0	36.0	6.00

产品	DC	DC	DC	LCF	OAL	LS	DCON MS
	(inch)	(mm)	(inch)	(mm)	(mm)	(mm)	(mm)
RS4054.1	–	4.10	0.1614	36.0	74.0	36.0	6.00
RS4054.2	–	4.20	0.1654	36.0	74.0	36.0	6.00
RS405N19	N19	4.22	0.1661	36.0	74.0	36.0	6.00
RS4054.3	–	4.30	0.1693	36.0	74.0	36.0	6.00
RS405N18	N18	4.31	0.1697	36.0	74.0	36.0	6.00
RS40511/64	11/64	4.37	0.1719	36.0	74.0	36.0	6.00
RS405N17	N17	4.39	0.1728	36.0	74.0	36.0	6.00
RS4054.4	–	4.40	0.1732	36.0	74.0	36.0	6.00
RS405N16	N16	4.50	0.1772	36.0	74.0	36.0	6.00
RS4054.5	–	4.50	0.1772	36.0	74.0	36.0	6.00
RS405N15	N15	4.57	0.1799	36.0	74.0	36.0	6.00
RS4054.6	–	4.60	0.1811	36.0	74.0	36.0	6.00
RS405N14	N14	4.62	0.1819	36.0	74.0	36.0	6.00
RS405N13	N13	4.70	0.1850	36.0	74.0	36.0	6.00
RS4054.7	–	4.70	0.1850	36.0	74.0	36.0	6.00
RS4053/16	3/16	4.76	0.1875	44.0	82.0	36.0	6.00
RS405N12	N12	4.80	0.1890	44.0	82.0	36.0	6.00
RS4054.8	–	4.80	0.1890	44.0	82.0	36.0	6.00
RS405N11	N11	4.85	0.1909	44.0	82.0	36.0	6.00
RS4054.9	–	4.90	0.1929	44.0	82.0	36.0	6.00
RS405N10	N10	4.92	0.1937	44.0	82.0	36.0	6.00
RS405N9	N9	4.98	0.1961	44.0	82.0	36.0	6.00
RS4055.0	–	5.00	0.1969	44.0	82.0	36.0	6.00
RS405N8	N8	5.06	0.1992	44.0	82.0	36.0	6.00
RS4055.1	–	5.10	0.2008	44.0	82.0	36.0	6.00
RS405N7	N7	5.11	0.2010	44.0	82.0	36.0	6.00
RS40513/64	13/64	5.16	0.2031	44.0	82.0	36.0	6.00
RS405N6	N6	5.18	0.2039	44.0	82.0	36.0	6.00
RS4055.2	–	5.20	0.2047	44.0	82.0	36.0	6.00
RS405N5	N5	5.22	0.2055	44.0	82.0	36.0	6.00
RS405N4	N4	5.31	0.2091	44.0	82.0	36.0	6.00
RS405N3	N3	5.41	0.2130	44.0	82.0	36.0	6.00
RS4055.5	–	5.50	0.2165	44.0	82.0	36.0	6.00
RS4057/32	7/32	5.56	0.2188	44.0	82.0	36.0	6.00
RS4055.6	–	5.60	0.2205	44.0	82.0	36.0	6.00
RS405N2	N2	5.61	0.2209	44.0	82.0	36.0	6.00
RS4055.7	–	5.70	0.2244	44.0	82.0	36.0	6.00
RS405N1	N1	5.79	0.2280	44.0	82.0	36.0	6.00
RS4055.8	–	5.80	0.2283	44.0	82.0	36.0	6.00
RS405A	A	5.94	0.2339	44.0	82.0	36.0	6.00
RS40515/64	15/64	5.95	0.2344	44.0	82.0	36.0	6.00
RS4056.0	–	6.00	0.2362	44.0	82.0	36.0	6.00
RS405B	B	6.05	0.2380	53.0	91.0	36.0	8.00
RS4056.1	–	6.10	0.2402	53.0	91.0	36.0	8.00
RS405C	C	6.15	0.2421	53.0	91.0	36.0	8.00
RS4056.2	–	6.20	0.2441	53.0	91.0	36.0	8.00
RS405D	D	6.25	0.2461	53.0	91.0	36.0	8.00
RS4056.3	–	6.30	0.2480	53.0	91.0	36.0	8.00
RS405E	E	6.35	0.2500	53.0	91.0	36.0	8.00
RS4051/4	1/4	6.35	0.2500	53.0	91.0	36.0	8.00
RS4056.4	–	6.40	0.2520	53.0	91.0	36.0	8.00
RS4056.5	–	6.50	0.2559	53.0	91.0	36.0	8.00
RS405F	F	6.53	0.2571	53.0	91.0	36.0	8.00
RS4056.6	–	6.60	0.2598	53.0	91.0	36.0	8.00
RS405G	G	6.63	0.2610	53.0	91.0	36.0	8.00
RS4056.7	–	6.70	0.2638	53.0	91.0	36.0	8.00
RS40517/64	17/64	6.75	0.2656	53.0	91.0	36.0	8.00
RS405H	H	6.76	0.2661	53.0	91.0	36.0	8.00
RS4056.8	–	6.80	0.2677	53.0	91.0	36.0	8.00
RS4056.9	–	6.90	0.2717	53.0	91.0	36.0	8.00
RS405I	I	6.91	0.2720	53.0	91.0	36.0	8.00
RS4057.0	–	7.00	0.2756	53.0	91.0	36.0	8.00

产品	DC	DC	DC	LCF	OAL	LS	DCON MS
	(inch)	(mm)	(inch)	(mm)	(mm)	(mm)	(mm)
RS405J	J	7.04	0.2772	53.0	91.0	36.0	8.00
RS4057.1	–	7.10	0.2795	53.0	91.0	36.0	8.00
RS405K	K	7.14	0.2811	53.0	91.0	36.0	8.00
RS4059/32	9/32	7.14	0.2813	53.0	91.0	36.0	8.00
RS4057.3	–	7.30	0.2874	53.0	91.0	36.0	8.00
RS405L	L	7.37	0.2902	53.0	91.0	36.0	8.00
RS4057.4	–	7.40	0.2913	53.0	91.0	36.0	8.00
RS405M	M	7.49	0.2949	53.0	91.0	36.0	8.00
RS4057.5	–	7.50	0.2953	53.0	91.0	36.0	8.00
RS40519/64	19/64	7.54	0.2969	53.0	91.0	36.0	8.00
RS4057.6	–	7.60	0.2992	53.0	91.0	36.0	8.00
RS405N	N	7.67	0.3020	53.0	91.0	36.0	8.00
RS4057.7	–	7.70	0.3031	53.0	91.0	36.0	8.00
RS4057.8	–	7.80	0.3071	53.0	91.0	36.0	8.00
RS4057.9	–	7.90	0.3110	53.0	91.0	36.0	8.00
RS4055/16	5/16	7.94	0.3125	53.0	91.0	36.0	8.00
RS4058.0	–	8.00	0.3150	53.0	91.0	36.0	8.00
RS405O	O	8.03	0.3161	61.0	103.0	40.0	10.00
RS4058.1	–	8.10	0.3189	61.0	103.0	40.0	10.00
RS4058.2	–	8.20	0.3228	61.0	103.0	40.0	10.00
RS405P	P	8.20	0.3228	61.0	103.0	40.0	10.00
RS40521/64	21/64	8.33	0.3281	61.0	103.0	40.0	10.00
RS4058.4	–	8.40	0.3307	61.0	103.0	40.0	10.00
RS405Q	Q	8.43	0.3319	61.0	103.0	40.0	10.00
RS4058.5	–	8.50	0.3346	61.0	103.0	40.0	10.00
RS4058.6	–	8.60	0.3386	61.0	103.0	40.0	10.00
RS405R	R	8.61	0.3390	61.0	103.0	40.0	10.00
RS4058.7	–	8.70	0.3425	61.0	103.0	40.0	10.00
RS40511/32	11/32	8.73	0.3438	61.0	103.0	40.0	10.00
RS4058.8	–	8.80	0.3465	61.0	103.0	40.0	10.00
RS405S	S	8.84	0.3480	61.0	103.0	40.0	10.00
RS4058.9	–	8.90	0.3504	61.0	103.0	40.0	10.00
RS4059.0	–	9.00	0.3543	61.0	103.0	40.0	10.00
RS405T	T	9.09	0.3579	61.0	103.0	40.0	10.00
RS4059.1	–	9.10	0.3583	61.0	103.0	40.0	10.00
RS40523/64	23/64	9.13	0.3594	61.0	103.0	40.0	10.00
RS4059.3	–	9.30	0.3661	61.0	103.0	40.0	10.00
RS405U	U	9.35	0.3681	61.0	103.0	40.0	10.00
RS4059.4	–	9.40	0.3701	61.0	103.0	40.0	10.00
RS4059.5	–	9.50	0.3740	61.0	103.0	40.0	10.00
RS4053/8	3/8	9.53	0.3750	61.0	103.0	40.0	10.00
RS405V	V	9.58	0.3772	61.0	103.0	40.0	10.00
RS4059.6	–	9.60	0.3780	61.0	103.0	40.0	10.00
RS4059.7	–	9.70	0.3819	61.0	103.0	40.0	10.00
RS4059.8	–	9.80	0.3858	61.0	103.0	40.0	10.00
RS405W	W	9.80	0.3858	61.0	103.0	40.0	10.00
RS4059.9	–	9.90	0.3898	61.0	103.0	40.0	10.00
RS40525/64	25/64	9.92	0.3906	61.0	103.0	40.0	10.00
RS40510.0	–	10.00	0.3937	61.0	103.0	40.0	10.00
RS405X	X	10.08	0.3969	70.0	118.0	45.0	12.00
RS40510.1	–	10.10	0.3976	70.0	118.0	45.0	12.00
RS40510.2	–	10.20	0.4016	70.0	118.0	45.0	12.00
RS405Y	Y	10.26	0.4039	70.0	118.0	45.0	12.00
RS40510.3	–	10.30	0.4055	70.0	118.0	45.0	12.00
RS40513/32	13/32	10.32	0.4063	70.0	118.0	45.0	12.00
RS40510.4	–	10.40	0.4094	70.0	118.0	45.0	12.00
RS405Z	Z	10.49	0.4130	70.0	118.0	45.0	12.00
RS40510.5	–	10.50	0.4134	70.0	118.0	45.0	12.00
RS40510.6	–	10.60	0.4173	70.0	118.0	45.0	12.00
RS40527/64	27/64	10.72	0.4219	70.0	118.0	45.0	12.00
RS40511.0	–	11.00	0.4331	70.0	118.0	45.0	12.00
RS4057/16	7/16	11.11	0.4375	70.0	118.0	45.0	12.00

产品	DC	DC	DC	LCF	OAL	LS	DCON MS
	(inch)	(mm)	(inch)	(mm)	(mm)	(mm)	(mm)
RS40511.2	–	11.20	0.4409	70.0	118.0	45.0	12.00
RS40511.4	–	11.40	0.4488	70.0	118.0	45.0	12.00
RS40511.5	–	11.50	0.4528	70.0	118.0	45.0	12.00
RS40529/64	29/64	11.51	0.4531	70.0	118.0	45.0	12.00
RS40511.6	–	11.60	0.4567	70.0	118.0	45.0	12.00
RS40511.8	–	11.80	0.4646	70.0	118.0	45.0	12.00
RS40515/32	15/32	11.91	0.4688	70.0	118.0	45.0	12.00
RS40512.0	–	12.00	0.4724	70.0	118.0	45.0	12.00
RS40512.1	–	12.10	0.4764	76.0	124.0	45.0	14.00
RS40512.2	–	12.20	0.4803	76.0	124.0	45.0	14.00
RS40531/64	31/64	12.30	0.4844	76.0	124.0	45.0	14.00
RS40512.5	–	12.50	0.4921	76.0	124.0	45.0	14.00
RS4051/2	1/2	12.70	0.5000	76.0	124.0	45.0	14.00
RS40512.7	–	12.70	0.5000	76.0	124.0	45.0	14.00
RS40512.8	–	12.80	0.5039	76.0	124.0	45.0	14.00
RS40513.0	–	13.00	0.5118	76.0	124.0	45.0	14.00
RS40533/64	33/64	13.10	0.5156	76.0	124.0	45.0	14.00
RS40517/32	17/32	13.49	0.5313	76.0	124.0	45.0	14.00
RS40513.5	–	13.50	0.5315	76.0	124.0	45.0	14.00
RS40513.8	–	13.80	0.5433	76.0	124.0	45.0	14.00
RS40535/64	35/64	13.89	0.5469	76.0	124.0	45.0	14.00
RS40514.0	–	14.00	0.5512	76.0	124.0	45.0	14.00
RS40514.25	–	14.25	0.5610	82.0	133.0	48.0	16.00
RS4059/16	9/16	14.29	0.5625	82.0	133.0	48.0	16.00
RS40514.5	–	14.50	0.5709	82.0	133.0	48.0	16.00
RS40537/64	37/64	14.68	0.5781	82.0	133.0	48.0	16.00
RS40514.8	–	14.80	0.5827	82.0	133.0	48.0	16.00
RS40515.0	–	15.00	0.5906	82.0	133.0	48.0	16.00
RS40519/32	19/32	15.08	0.5938	82.0	133.0	48.0	16.00
RS40515.1	–	15.10	0.5945	82.0	133.0	48.0	16.00
RS40539/64	39/64	15.48	0.6094	82.0	133.0	48.0	16.00
RS40515.5	–	15.50	0.6102	82.0	133.0	48.0	16.00
RS40515.8	–	15.80	0.6220	82.0	133.0	48.0	16.00
RS4055/8	5/8	15.88	0.6250	82.0	133.0	48.0	16.00
RS40516.0	–	16.00	0.6299	82.0	133.0	48.0	16.00
RS40541/64	41/64	16.27	0.6406	91.0	143.0	48.0	18.00
RS40516.5	–	16.50	0.6496	91.0	143.0	48.0	18.00
RS40521/32	21/32	16.67	0.6563	91.0	143.0	48.0	18.00
RS40517.0	–	17.00	0.6693	91.0	143.0	48.0	18.00
RS40543/64	43/64	17.07	0.6720	91.0	143.0	48.0	18.00
RS40511/16	11/16	17.46	0.6874	91.0	143.0	48.0	18.00
RS40517.5	–	17.50	0.6890	91.0	143.0	48.0	18.00
RS40517.8	–	17.80	0.7008	91.0	143.0	48.0	18.00
RS40545/64	45/64	17.86	0.7031	91.0	143.0	48.0	18.00
RS40518.0	–	18.00	0.7087	91.0	143.0	48.0	18.00
RS40523/32	23/32	18.26	0.7189	99.0	153.0	50.0	20.00
RS40518.5	–	18.50	0.7283	99.0	153.0	50.0	20.00
RS40547/64	47/64	18.65	0.7343	99.0	153.0	50.0	20.00
RS40519.0	–	19.00	0.7480	99.0	153.0	50.0	20.00
RS4053/4	3/4	19.05	0.7500	99.0	153.0	50.0	20.00
RS40519.5	–	19.50	0.7677	99.0	153.0	50.0	20.00
RS40519.8	–	19.80	0.7795	99.0	153.0	50.0	20.00
RS40520.0	–	20.00	0.7874	99.0	153.0	50.0	20.00

RC405



FORCE X 5XD 整体硬质合金钻头，带冷却进给装置，TiAlN-Top 涂层
高性能钻头专为在高速和高进给条件下提供优异的孔质量而设计（H9 孔公差，适用于多种材料）。140° 自定心、4 刀面分刃点和 CTW 刀槽结构。冷却孔加强了排屑效果。顶部 TiAlN 涂层可提高表面硬度，增强耐磨性，延长刀具寿命。

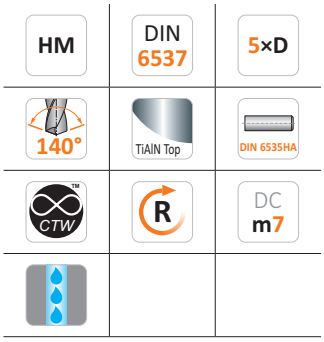

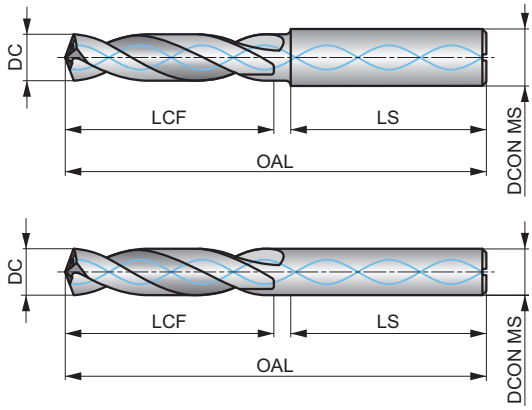

工件材料组的适用性，线速度(m/min)的起始值和进料Alpha代码。表与饲料每转可以找到从页66开始。

P1.1	P1.2	P1.3	P2.1	P2.2	P2.3	P3.1	P3.2	P3.3	P4.1	P4.2	P4.3	M1.1	M1.2
140 W	142 W	142 W	122 W	120 W	105 V	110 V	102 V	100 V	99 V	95 V	50 U	105 G	101 G
M2.1	M2.2	M2.3	M3.1	M3.2	M3.3	M4.1	M4.2	K1.1	K1.2	K1.3	K2.1	K2.2	K2.3
99 G	80 G	70 E	85 G	70 G	65 F	60 F	50 E	111 W	108 W	105 W	111 W	110 W	99 W
K3.1	K3.2	K3.3	K4.1	K4.2	K4.3	K4.4	K4.5	K5.1	K5.2	K5.3	N1.1	N1.2	N1.3
105 W	99 W	95 W	100 W	80 W	77 W	72 W	70 W	105 W	100 W	80 W	305 W	310 W	300 W
N2.1	N2.2	N2.3	N3.1	N3.2	N3.3	S1.1	S1.2	S1.3	S2.1	S2.2	S3.1	S3.2	S4.1
221 W	220 W	200 W	185 W	180 W	175 W	50 V	40 V	35 U	40 U	28 U	32 U	32 U	30 U
S4.2													
25 U													

DCON MS公差h6

产品	DC (inch)	DC (mm)	DC (inch)	LCF (mm)	OAL (mm)	LS (mm)	DCON MS (mm)
RC4053.0	–	3.00	0.1181	28.0	66.0	36.0	6.00
RC4053.1	–	3.10	0.1220	28.0	66.0	36.0	6.00
RC4051/8	1/8	3.18	0.1250	28.0	66.0	36.0	6.00
RC4053.2	–	3.20	0.1260	28.0	66.0	36.0	6.00
RC405N30	N30	3.26	0.1283	28.0	66.0	36.0	6.00
RC4053.3	–	3.30	0.1299	28.0	66.0	36.0	6.00
RC4053.4	–	3.40	0.1339	28.0	66.0	36.0	6.00
RC405N29	N29	3.45	0.1360	28.0	66.0	36.0	6.00
RC4053.5	–	3.50	0.1378	28.0	66.0	36.0	6.00
RC405N28	N28	3.57	0.1406	28.0	66.0	36.0	6.00
RC4059/64	9/64	3.57	0.1406	28.0	66.0	36.0	6.00
RC4053.6	–	3.60	0.1417	28.0	66.0	36.0	6.00
RC405N27	N27	3.66	0.1441	28.0	66.0	36.0	6.00
RC4053.7	–	3.70	0.1457	28.0	66.0	36.0	6.00
RC405N26	N26	3.73	0.1469	36.0	74.0	36.0	6.00
RC405N25	N25	3.80	0.1496	36.0	74.0	36.0	6.00
RC4053.8	–	3.80	0.1496	36.0	74.0	36.0	6.00
RC405N24	N24	3.86	0.1520	36.0	74.0	36.0	6.00
RC4053.9	–	3.90	0.1535	36.0	74.0	36.0	6.00
RC405N23	N23	3.91	0.1539	36.0	74.0	36.0	6.00
RC4055/32	5/32	3.97	0.1563	36.0	74.0	36.0	6.00
RC405N22	N22	3.99	0.1571	36.0	74.0	36.0	6.00
RC4054.0	–	4.00	0.1575	36.0	74.0	36.0	6.00

产品	DC	DC	DC	LCF	OAL	LS	DCON MS
	(inch)	(mm)	(inch)	(mm)	(mm)	(mm)	(mm)
RC405N21	N21	4.04	0.1591	36.0	74.0	36.0	6.00
RC4054.05	–	4.05	0.1594	36.0	74.0	36.0	6.00
RC405N20	N20	4.09	0.1610	36.0	74.0	36.0	6.00
RC4054.1	–	4.10	0.1614	36.0	74.0	36.0	6.00
RC4054.2	–	4.20	0.1654	36.0	74.0	36.0	6.00
RC405N19	N19	4.22	0.1661	36.0	74.0	36.0	6.00
RC4054.3	–	4.30	0.1693	36.0	74.0	36.0	6.00
RC405N18	N18	4.31	0.1697	36.0	74.0	36.0	6.00
RC40511/64	11/64	4.37	0.1719	36.0	74.0	36.0	6.00
RC405N17	N17	4.39	0.1728	36.0	74.0	36.0	6.00
RC4054.4	–	4.40	0.1732	36.0	74.0	36.0	6.00
RC405N16	N16	4.50	0.1772	36.0	74.0	36.0	6.00
RC4054.5	–	4.50	0.1772	36.0	74.0	36.0	6.00
RC405N15	N15	4.57	0.1799	36.0	74.0	36.0	6.00
RC4054.6	–	4.60	0.1811	36.0	74.0	36.0	6.00
RC405N14	N14	4.62	0.1819	36.0	74.0	36.0	6.00
RC405N13	N13	4.70	0.1850	36.0	74.0	36.0	6.00
RC4054.7	–	4.70	0.1850	36.0	74.0	36.0	6.00
RC4053/16	3/16	4.76	0.1875	44.0	82.0	36.0	6.00
RC405N12	N12	4.80	0.1890	44.0	82.0	36.0	6.00
RC4054.8	–	4.80	0.1890	44.0	82.0	36.0	6.00
RC405N11	N11	4.85	0.1909	44.0	82.0	36.0	6.00
RC4054.9	–	4.90	0.1929	44.0	82.0	36.0	6.00
RC405N10	N10	4.92	0.1937	44.0	82.0	36.0	6.00
RC405N9	N9	4.98	0.1961	44.0	82.0	36.0	6.00
RC4055.0	–	5.00	0.1969	44.0	82.0	36.0	6.00
RC4055.05	–	5.05	0.1988	44.0	82.0	36.0	6.00
RC405N8	N8	5.06	0.1992	44.0	82.0	36.0	6.00
RC4055.1	–	5.10	0.2008	44.0	82.0	36.0	6.00
RC405N7	N7	5.11	0.2010	44.0	82.0	36.0	6.00
RC40513/64	13/64	5.16	0.2031	44.0	82.0	36.0	6.00
RC405N6	N6	5.18	0.2039	44.0	82.0	36.0	6.00
RC4055.2	–	5.20	0.2047	44.0	82.0	36.0	6.00
RC405N5	N5	5.22	0.2055	44.0	82.0	36.0	6.00
RC4055.3	–	5.30	0.2087	44.0	82.0	36.0	6.00
RC405N4	N4	5.31	0.2091	44.0	82.0	36.0	6.00
RC4055.4	–	5.40	0.2126	44.0	82.0	36.0	6.00
RC405N3	N3	5.41	0.2130	44.0	82.0	36.0	6.00
RC4055.5	–	5.50	0.2165	44.0	82.0	36.0	6.00
RC4057/32	7/32	5.56	0.2188	44.0	82.0	36.0	6.00
RC4055.6	–	5.60	0.2205	44.0	82.0	36.0	6.00
RC405N2	N2	5.61	0.2209	44.0	82.0	36.0	6.00
RC4055.7	–	5.70	0.2244	44.0	82.0	36.0	6.00
RC405N1	N1	5.79	0.2280	44.0	82.0	36.0	6.00
RC4055.8	–	5.80	0.2283	44.0	82.0	36.0	6.00
RC4055.9	–	5.90	0.2323	44.0	82.0	36.0	6.00
RC405A	A	5.94	0.2339	44.0	82.0	36.0	6.00
RC40515/64	15/64	5.95	0.2344	44.0	82.0	36.0	6.00
RC4056.0	–	6.00	0.2362	44.0	82.0	36.0	6.00
RC405B	B	6.05	0.2380	53.0	91.0	36.0	8.00
RC4056.05	–	6.05	0.2382	53.0	91.0	36.0	8.00
RC4056.1	–	6.10	0.2402	53.0	91.0	36.0	8.00
RC405C	C	6.15	0.2421	53.0	91.0	36.0	8.00
RC4056.2	–	6.20	0.2441	53.0	91.0	36.0	8.00
RC405D	D	6.25	0.2461	53.0	91.0	36.0	8.00
RC4056.3	–	6.30	0.2480	53.0	91.0	36.0	8.00
RC405E	E	6.35	0.2500	53.0	91.0	36.0	8.00
RC4051/4	1/4	6.35	0.2500	53.0	91.0	36.0	8.00
RC4056.4	–	6.40	0.2520	53.0	91.0	36.0	8.00
RC4056.5	–	6.50	0.2559	53.0	91.0	36.0	8.00
RC405F	F	6.53	0.2571	53.0	91.0	36.0	8.00
RC4056.6	–	6.60	0.2598	53.0	91.0	36.0	8.00

产品	DC	DC	DC	LCF	OAL	LS	DCON MS
	(inch)	(mm)	(inch)	(mm)	(mm)	(mm)	(mm)
RC405G	G	6.63	0.2610	53.0	91.0	36.0	8.00
RC4056.7	–	6.70	0.2638	53.0	91.0	36.0	8.00
RC40517/64	17/64	6.75	0.2656	53.0	91.0	36.0	8.00
RC405H	H	6.76	0.2661	53.0	91.0	36.0	8.00
RC4056.8	–	6.80	0.2677	53.0	91.0	36.0	8.00
RC4056.9	–	6.90	0.2717	53.0	91.0	36.0	8.00
RC405I	I	6.91	0.2720	53.0	91.0	36.0	8.00
RC4057.0	–	7.00	0.2756	53.0	91.0	36.0	8.00
RC405J	J	7.04	0.2772	53.0	91.0	36.0	8.00
RC4057.1	–	7.10	0.2795	53.0	91.0	36.0	8.00
RC405K	K	7.14	0.2811	53.0	91.0	36.0	8.00
RC4059/32	9/32	7.14	0.2813	53.0	91.0	36.0	8.00
RC4057.2	–	7.20	0.2835	53.0	91.0	36.0	8.00
RC4057.3	–	7.30	0.2874	53.0	91.0	36.0	8.00
RC405L	L	7.37	0.2902	53.0	91.0	36.0	8.00
RC4057.4	–	7.40	0.2913	53.0	91.0	36.0	8.00
RC405M	M	7.49	0.2949	53.0	91.0	36.0	8.00
RC4057.5	–	7.50	0.2953	53.0	91.0	36.0	8.00
RC40519/64	19/64	7.54	0.2969	53.0	91.0	36.0	8.00
RC4057.6	–	7.60	0.2992	53.0	91.0	36.0	8.00
RC405N	N	7.67	0.3020	53.0	91.0	36.0	8.00
RC4057.7	–	7.70	0.3031	53.0	91.0	36.0	8.00
RC4057.8	–	7.80	0.3071	53.0	91.0	36.0	8.00
RC4057.9	–	7.90	0.3110	53.0	91.0	36.0	8.00
RC4055/16	5/16	7.94	0.3125	53.0	91.0	36.0	8.00
RC4058.0	–	8.00	0.3150	53.0	91.0	36.0	8.00
RC405O	O	8.03	0.3161	61.0	103.0	40.0	10.00
RC4058.05	–	8.05	0.3169	61.0	103.0	40.0	10.00
RC4058.1	–	8.10	0.3189	61.0	103.0	40.0	10.00
RC4058.2	–	8.20	0.3228	61.0	103.0	40.0	10.00
RC405P	P	8.20	0.3228	61.0	103.0	40.0	10.00
RC4058.3	–	8.30	0.3268	61.0	103.0	40.0	10.00
RC40521/64	21/64	8.33	0.3281	61.0	103.0	40.0	10.00
RC4058.4	–	8.40	0.3307	61.0	103.0	40.0	10.00
RC405Q	Q	8.43	0.3319	61.0	103.0	40.0	10.00
RC4058.5	–	8.50	0.3346	61.0	103.0	40.0	10.00
RC4058.6	–	8.60	0.3386	61.0	103.0	40.0	10.00
RC405R	R	8.61	0.3390	61.0	103.0	40.0	10.00
RC4058.7	–	8.70	0.3425	61.0	103.0	40.0	10.00
RC40511/32	11/32	8.73	0.3438	61.0	103.0	40.0	10.00
RC4058.8	–	8.80	0.3465	61.0	103.0	40.0	10.00
RC405S	S	8.84	0.3480	61.0	103.0	40.0	10.00
RC4058.9	–	8.90	0.3504	61.0	103.0	40.0	10.00
RC4059.0	–	9.00	0.3543	61.0	103.0	40.0	10.00
RC405T	T	9.09	0.3579	61.0	103.0	40.0	10.00
RC4059.1	–	9.10	0.3583	61.0	103.0	40.0	10.00
RC40523/64	23/64	9.13	0.3594	61.0	103.0	40.0	10.00
RC4059.2	–	9.20	0.3622	61.0	103.0	40.0	10.00
RC4059.3	–	9.30	0.3661	61.0	103.0	40.0	10.00
RC405U	U	9.35	0.3681	61.0	103.0	40.0	10.00
RC4059.4	–	9.40	0.3701	61.0	103.0	40.0	10.00
RC4059.5	–	9.50	0.3740	61.0	103.0	40.0	10.00
RC4053/8	3/8	9.53	0.3750	61.0	103.0	40.0	10.00
RC405V	V	9.58	0.3772	61.0	103.0	40.0	10.00
RC4059.6	–	9.60	0.3780	61.0	103.0	40.0	10.00
RC4059.7	–	9.70	0.3819	61.0	103.0	40.0	10.00
RC4059.8	–	9.80	0.3858	61.0	103.0	40.0	10.00
RC405W	W	9.80	0.3858	61.0	103.0	40.0	10.00
RC4059.9	–	9.90	0.3898	61.0	103.0	40.0	10.00
RC40525/64	25/64	9.92	0.3906	61.0	103.0	40.0	10.00
RC40510.0	–	10.00	0.3937	61.0	103.0	40.0	10.00
RC40510.05	–	10.05	0.3957	70.0	118.0	45.0	12.00

产品	DC	DC	DC	LCF	OAL	LS	DCON MS
	(inch)	(mm)	(inch)	(mm)	(mm)	(mm)	(mm)
RC405X	X	10.08	0.3969	70.0	118.0	45.0	12.00
RC40510.1	–	10.10	0.3976	70.0	118.0	45.0	12.00
RC40510.2	–	10.20	0.4016	70.0	118.0	45.0	12.00
RC405Y	Y	10.26	0.4039	70.0	118.0	45.0	12.00
RC40510.3	–	10.30	0.4055	70.0	118.0	45.0	12.00
RC40513/32	13/32	10.32	0.4063	70.0	118.0	45.0	12.00
RC40510.4	–	10.40	0.4094	70.0	118.0	45.0	12.00
RC405Z	Z	10.49	0.4130	70.0	118.0	45.0	12.00
RC40510.5	–	10.50	0.4134	70.0	118.0	45.0	12.00
RC40510.6	–	10.60	0.4173	70.0	118.0	45.0	12.00
RC40527/64	27/64	10.72	0.4219	70.0	118.0	45.0	12.00
RC40510.8	–	10.80	0.4252	70.0	118.0	45.0	12.00
RC40510.9	–	10.90	0.4291	70.0	118.0	45.0	12.00
RC40511.0	–	11.00	0.4331	70.0	118.0	45.0	12.00
RC4057/16	7/16	11.11	0.4375	70.0	118.0	45.0	12.00
RC40511.2	–	11.20	0.4409	70.0	118.0	45.0	12.00
RC40511.3	–	11.30	0.4449	70.0	118.0	45.0	12.00
RC40511.4	–	11.40	0.4488	70.0	118.0	45.0	12.00
RC40511.5	–	11.50	0.4528	70.0	118.0	45.0	12.00
RC40529/64	29/64	11.51	0.4531	70.0	118.0	45.0	12.00
RC40511.6	–	11.60	0.4567	70.0	118.0	45.0	12.00
RC40511.8	–	11.80	0.4646	70.0	118.0	45.0	12.00
RC40515/32	15/32	11.91	0.4688	70.0	118.0	45.0	12.00
RC40512.0	–	12.00	0.4724	70.0	118.0	45.0	12.00
RC40512.05	–	12.05	0.4744	76.0	124.0	45.0	14.00
RC40512.2	–	12.20	0.4803	76.0	124.0	45.0	14.00
RC40531/64	31/64	12.30	0.4844	76.0	124.0	45.0	14.00
RC40512.5	–	12.50	0.4921	76.0	124.0	45.0	14.00
RC4051/2	1/2	12.70	0.5000	76.0	124.0	45.0	14.00
RC40512.7	–	12.70	0.5000	76.0	124.0	45.0	14.00
RC40512.8	–	12.80	0.5039	76.0	124.0	45.0	14.00
RC40513.0	–	13.00	0.5118	76.0	124.0	45.0	14.00
RC40533/64	33/64	13.10	0.5156	76.0	124.0	45.0	14.00
RC40513.3	–	13.30	0.5236	76.0	124.0	45.0	14.00
RC40517/32	17/32	13.49	0.5313	76.0	124.0	45.0	14.00
RC40513.5	–	13.50	0.5315	76.0	124.0	45.0	14.00
RC40513.8	–	13.80	0.5433	76.0	124.0	45.0	14.00
RC40535/64	35/64	13.89	0.5469	76.0	124.0	45.0	14.00
RC40514.0	–	14.00	0.5512	76.0	124.0	45.0	14.00
RC40514.25	–	14.25	0.5610	82.0	133.0	48.0	16.00
RC4059/16	9/16	14.29	0.5625	82.0	133.0	48.0	16.00
RC40514.5	–	14.50	0.5709	82.0	133.0	48.0	16.00
RC40537/64	37/64	14.68	0.5781	82.0	133.0	48.0	16.00
RC40514.8	–	14.80	0.5827	82.0	133.0	48.0	16.00
RC40515.0	–	15.00	0.5906	82.0	133.0	48.0	16.00
RC40519/32	19/32	15.08	0.5938	82.0	133.0	48.0	16.00
RC40515.1	–	15.10	0.5945	82.0	133.0	48.0	16.00
RC40515.3	–	15.30	0.6024	82.0	133.0	48.0	16.00
RC40539/64	39/64	15.48	0.6094	82.0	133.0	48.0	16.00
RC40515.5	–	15.50	0.6102	82.0	133.0	48.0	16.00
RC40515.8	–	15.80	0.6220	82.0	133.0	48.0	16.00
RC4055/8	5/8	15.88	0.6250	82.0	133.0	48.0	16.00
RC40516.0	–	16.00	0.6299	82.0	133.0	48.0	16.00
RC40541/64	41/64	16.27	0.6406	91.0	143.0	48.0	18.00
RC40516.5	–	16.50	0.6496	91.0	143.0	48.0	18.00
RC40521/32	21/32	16.67	0.6563	91.0	143.0	48.0	18.00
RC40517.0	–	17.00	0.6693	91.0	143.0	48.0	18.00
RC40543/64	43/64	17.07	0.6720	91.0	143.0	48.0	18.00
RC40511/16	11/16	17.46	0.6874	91.0	143.0	48.0	18.00
RC40517.5	–	17.50	0.6890	91.0	143.0	48.0	18.00
RC40517.8	–	17.80	0.7008	91.0	143.0	48.0	18.00
RC40545/64	45/64	17.86	0.7031	91.0	143.0	48.0	18.00

产品	DC	DC	DC	LCF	OAL	LS	DCON MS
	(inch)	(mm)	(inch)	(mm)	(mm)	(mm)	(mm)
RC40518.0	–	18.00	0.7087	91.0	143.0	48.0	18.00
RC40523/32	23/32	18.26	0.7189	99.0	153.0	50.0	20.00
RC40518.5	–	18.50	0.7283	99.0	153.0	50.0	20.00
RC40547/64	47/64	18.65	0.7343	99.0	153.0	50.0	20.00
RC40519.0	–	19.00	0.7480	99.0	153.0	50.0	20.00
RC4053/4	3/4	19.05	0.7500	99.0	153.0	50.0	20.00
RC40519.5	–	19.50	0.7677	99.0	153.0	50.0	20.00
RC40519.8	–	19.80	0.7795	99.0	153.0	50.0	20.00
RC40520.0	–	20.00	0.7874	99.0	153.0	50.0	20.00

RC408

DORMER PRAMET

FORCE X 8XD 整体硬质合金钻头，带冷却进给装置，TiAlN-Top 涂层
高性能钻头专为在高速和高进给条件下提供优异的孔质量而设计（H9 孔公差，适用于多种材料）。140° 自定心、4 刀面分刃点和 CTW 刀槽结构。冷却孔加强了排屑效果。顶部 TiAlN 涂层可提高表面硬度，增强耐磨性，延长刀具寿命。

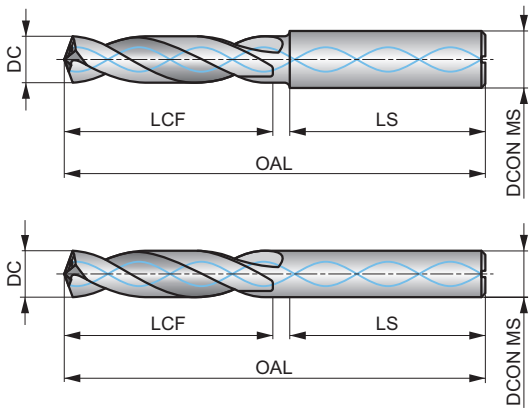

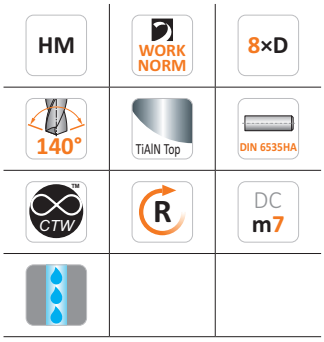

工件材料组的适用性，线速度(m/min)的起始值和进料Alpha代码。表与饲料每转可以找到从页66开始。

P1.1	P1.2	P1.3	P2.1	P2.2	P2.3	P3.1	P3.2	P3.3	P4.1	P4.2	P4.3	M1.1	M1.2
■ 140 W	■ 142 W	■ 142 W	■ 122 W	■ 120 W	■ 105 V	■ 110 V	■ 102 V	■ 100 V	■ 99 V	■ 95 V	■ 50 T	■ 105 G	■ 101 G
M2.1	M2.2	M2.3	M3.1	M3.2	M3.3	M4.1	M4.2	K1.1	K1.2	K1.3	K2.1	K2.2	K2.3
■ 99 G	■ 80 G	■ 70 E	■ 85 G	■ 70 G	■ 65 F	■ 60 F	■ 50 E	■ 111 W	■ 108 W	■ 105 W	■ 111 W	■ 110 W	■ 99 W
K3.1	K3.2	K3.3	K4.1	K4.2	K4.3	K4.4	K4.5	K5.1	K5.2	K5.3	N1.1	N1.2	N1.3
■ 105 W	■ 99 W	■ 95 W	■ 100 W	■ 80 W	■ 77 W	■ 72 W	■ 70 W	■ 105 W	■ 100 W	■ 80 W	◪ 305 W	◪ 310 W	◪ 300 W
N2.1	N2.2	N2.3	N3.1	N3.2	N3.3	S1.1	S1.2	S1.3	S2.1	S2.2	S3.1	S3.2	S4.1
◪ 221 W	◪ 220 W	◪ 200 W	◪ 185 W	◪ 180 W	◪ 175 W	■ 50 V	■ 40 V	■ 35 U	◪ 40 U	◪ 28 U	◪ 32 U	◪ 32 U	◪ 30 U
S4.2													
◪ 25 U													

DCON MS公差h6

产品	DC (inch)	DC (mm)	DC (inch)	LCF (mm)	OAL (mm)	LS (mm)	DCON MS (mm)
RC4083.0	–	3.00	0.1181	37.0	79.0	36.0	6.00
RC4083.1	–	3.10	0.1220	37.0	79.0	36.0	6.00
RC4081/8	1/8	3.18	0.1250	37.0	79.0	36.0	6.00
RC4083.2	–	3.20	0.1260	37.0	79.0	36.0	6.00
RC4083.3	–	3.30	0.1299	37.0	79.0	36.0	6.00
RC4083.4	–	3.40	0.1339	37.0	79.0	36.0	6.00
RC4083.5	–	3.50	0.1378	37.0	79.0	36.0	6.00
RC4089/64	9/64	3.57	0.1406	37.0	79.0	36.0	6.00
RC4083.6	–	3.60	0.1417	37.0	79.0	36.0	6.00
RC4083.7	–	3.70	0.1457	37.0	79.0	36.0	6.00
RC4083.8	–	3.80	0.1496	48.0	90.0	36.0	6.00
RC4083.9	–	3.90	0.1535	48.0	90.0	36.0	6.00
RC4085/32	5/32	3.97	0.1563	48.0	90.0	36.0	6.00
RC4084.0	–	4.00	0.1575	48.0	90.0	36.0	6.00
RC4084.1	–	4.10	0.1614	48.0	90.0	36.0	6.00
RC4084.2	–	4.20	0.1654	48.0	90.0	36.0	6.00
RC4084.3	–	4.30	0.1693	48.0	90.0	36.0	6.00
RC40811/64	11/64	4.37	0.1719	48.0	90.0	36.0	6.00
RC4084.4	–	4.40	0.1732	48.0	90.0	36.0	6.00
RC4084.5	–	4.50	0.1772	48.0	90.0	36.0	6.00
RC4084.6	–	4.60	0.1811	48.0	90.0	36.0	6.00
RC4084.7	–	4.70	0.1850	62.0	104.0	36.0	6.00
RC4083/16	3/16	4.76	0.1875	62.0	104.0	36.0	6.00

产品	DC	DC	DC	LCF	OAL	LS	DCON MS
	(inch)	(mm)	(inch)	(mm)	(mm)	(mm)	(mm)
RC4084.8	–	4.80	0.1890	62.0	104.0	36.0	6.00
RC4084.9	–	4.90	0.1929	62.0	104.0	36.0	6.00
RC4085.0	–	5.00	0.1969	62.0	104.0	36.0	6.00
RC4085.1	–	5.10	0.2008	62.0	104.0	36.0	6.00
RC40813/64	13/64	5.16	0.2031	62.0	104.0	36.0	6.00
RC4085.2	–	5.20	0.2047	62.0	104.0	36.0	6.00
RC4085.3	–	5.30	0.2087	62.0	104.0	36.0	6.00
RC4085.4	–	5.40	0.2126	62.0	104.0	36.0	6.00
RC4085.5	–	5.50	0.2165	62.0	104.0	36.0	6.00
RC4087/32	7/32	5.56	0.2188	62.0	104.0	36.0	6.00
RC4085.6	–	5.60	0.2205	62.0	104.0	36.0	6.00
RC4085.7	–	5.70	0.2244	62.0	104.0	36.0	6.00
RC4085.8	–	5.80	0.2283	62.0	104.0	36.0	6.00
RC4085.9	–	5.90	0.2323	62.0	104.0	36.0	6.00
RC40815/64	15/64	5.95	0.2344	62.0	104.0	36.0	6.00
RC4086.0	–	6.00	0.2362	62.0	104.0	36.0	6.00
RC4086.1	–	6.10	0.2402	84.0	126.0	36.0	8.00
RC4086.2	–	6.20	0.2441	84.0	126.0	36.0	8.00
RC4086.3	–	6.30	0.2480	84.0	126.0	36.0	8.00
RC4081/4	1/4	6.35	0.2500	84.0	126.0	36.0	8.00
RC4086.4	–	6.40	0.2520	84.0	126.0	36.0	8.00
RC4086.5	–	6.50	0.2559	84.0	126.0	36.0	8.00
RC4086.6	–	6.60	0.2598	84.0	126.0	36.0	8.00
RC4086.7	–	6.70	0.2638	84.0	126.0	36.0	8.00
RC40817/64	17/64	6.75	0.2656	84.0	126.0	36.0	8.00
RC4086.8	–	6.80	0.2677	84.0	126.0	36.0	8.00
RC4086.9	–	6.90	0.2717	84.0	126.0	36.0	8.00
RC4087.0	–	7.00	0.2756	84.0	126.0	36.0	8.00
RC4087.1	–	7.10	0.2795	84.0	126.0	36.0	8.00
RC4089/32	9/32	7.14	0.2813	84.0	126.0	36.0	8.00
RC4087.2	–	7.20	0.2835	84.0	126.0	36.0	8.00
RC4087.3	–	7.30	0.2874	84.0	126.0	36.0	8.00
RC4087.4	–	7.40	0.2913	84.0	126.0	36.0	8.00
RC4087.5	–	7.50	0.2953	84.0	126.0	36.0	8.00
RC40819/64	19/64	7.54	0.2969	84.0	126.0	36.0	8.00
RC4087.6	–	7.60	0.2992	84.0	126.0	36.0	8.00
RC4087.7	–	7.70	0.3031	84.0	126.0	36.0	8.00
RC4087.8	–	7.80	0.3071	84.0	126.0	36.0	8.00
RC4087.9	–	7.90	0.3110	84.0	126.0	36.0	8.00
RC4085/16	5/16	7.94	0.3125	84.0	126.0	36.0	8.00
RC4088.0	–	8.00	0.3150	84.0	126.0	36.0	8.00
RC4088.1	–	8.10	0.3189	106.0	152.0	40.0	10.00
RC4088.2	–	8.20	0.3228	106.0	152.0	40.0	10.00
RC4088.3	–	8.30	0.3268	106.0	152.0	40.0	10.00
RC40821/64	21/64	8.33	0.3281	106.0	152.0	40.0	10.00
RC4088.4	–	8.40	0.3307	106.0	152.0	40.0	10.00
RC4088.5	–	8.50	0.3346	106.0	152.0	40.0	10.00
RC4088.6	–	8.60	0.3386	106.0	152.0	40.0	10.00
RC4088.7	–	8.70	0.3425	106.0	152.0	40.0	10.00
RC40811/32	11/32	8.73	0.3438	106.0	152.0	40.0	10.00
RC4088.8	–	8.80	0.3465	106.0	152.0	40.0	10.00
RC4088.9	–	8.90	0.3504	106.0	152.0	40.0	10.00
RC4089.0	–	9.00	0.3543	106.0	152.0	40.0	10.00
RC4089.1	–	9.10	0.3583	106.0	152.0	40.0	10.00
RC40823/64	23/64	9.13	0.3594	106.0	152.0	40.0	10.00
RC4089.2	–	9.20	0.3622	106.0	152.0	40.0	10.00
RC4089.3	–	9.30	0.3661	106.0	152.0	40.0	10.00
RC4089.4	–	9.40	0.3701	106.0	152.0	40.0	10.00
RC4089.5	–	9.50	0.3740	106.0	152.0	40.0	10.00
RC4083/8	3/8	9.53	0.3750	106.0	152.0	40.0	10.00
RC4089.6	–	9.60	0.3780	106.0	152.0	40.0	10.00
RC4089.7	–	9.70	0.3819	106.0	152.0	40.0	10.00

产品	DC	DC	DC	LCF	OAL	LS	DCON MS
	(inch)	(mm)	(inch)	(mm)	(mm)	(mm)	(mm)
RC4089.8	–	9.80	0.3858	106.0	152.0	40.0	10.00
RC4089.9	–	9.90	0.3898	106.0	152.0	40.0	10.00
RC40825/64	25/64	9.92	0.3906	106.0	152.0	40.0	10.00
RC40810.0	–	10.00	0.3937	106.0	152.0	40.0	10.00
RC40810.2	–	10.20	0.4016	128.0	180.0	45.0	12.00
RC40810.3	–	10.30	0.4055	128.0	180.0	45.0	12.00
RC40813/32	13/32	10.32	0.4063	128.0	180.0	45.0	12.00
RC40810.4	–	10.40	0.4094	128.0	180.0	45.0	12.00
RC40810.5	–	10.50	0.4134	128.0	180.0	45.0	12.00
RC40827/64	27/64	10.72	0.4219	128.0	180.0	45.0	12.00
RC40810.8	–	10.80	0.4252	128.0	180.0	45.0	12.00
RC40811.0	–	11.00	0.4331	128.0	180.0	45.0	12.00
RC4087/16	7/16	11.11	0.4375	128.0	180.0	45.0	12.00
RC40811.2	–	11.20	0.4409	128.0	180.0	45.0	12.00
RC40811.3	–	11.30	0.4449	128.0	180.0	45.0	12.00
RC40811.5	–	11.50	0.4528	128.0	180.0	45.0	12.00
RC40829/64	29/64	11.51	0.4531	128.0	180.0	45.0	12.00
RC40811.8	–	11.80	0.4646	128.0	180.0	45.0	12.00
RC40815/32	15/32	11.91	0.4688	128.0	180.0	45.0	12.00
RC40812.0	–	12.00	0.4724	128.0	180.0	45.0	12.00
RC40812.2	–	12.20	0.4803	151.0	202.0	48.0	14.00
RC40831/64	31/64	12.30	0.4844	151.0	202.0	48.0	14.00
RC40812.5	–	12.50	0.4921	151.0	202.0	48.0	14.00
RC4081/2	1/2	12.70	0.5000	151.0	202.0	48.0	14.00
RC40812.8	–	12.80	0.5039	151.0	202.0	48.0	14.00
RC40813.0	–	13.00	0.5118	151.0	202.0	48.0	14.00
RC40833/64	33/64	13.10	0.5156	151.0	202.0	48.0	14.00
RC40817/32	17/32	13.49	0.5313	151.0	202.0	48.0	14.00
RC40813.5	–	13.50	0.5315	151.0	202.0	48.0	14.00
RC40835/64	35/64	13.89	0.5469	151.0	202.0	48.0	14.00
RC40814.0	–	14.00	0.5512	151.0	202.0	48.0	14.00
RC40814.25	–	14.25	0.5610	172.0	227.0	48.0	16.00
RC4089/16	9/16	14.29	0.5625	172.0	227.0	48.0	16.00
RC40814.5	–	14.50	0.5709	172.0	227.0	48.0	16.00
RC40837/64	37/64	14.68	0.5781	172.0	227.0	48.0	16.00
RC40815.0	–	15.00	0.5906	172.0	227.0	48.0	16.00
RC40819/32	19/32	15.08	0.5938	172.0	227.0	48.0	16.00
RC40815.1	–	15.10	0.5945	172.0	227.0	48.0	16.00
RC40839/64	39/64	15.48	0.6094	172.0	227.0	48.0	16.00
RC40815.5	–	15.50	0.6102	172.0	227.0	48.0	16.00
RC4085/8	5/8	15.88	0.6250	172.0	227.0	48.0	16.00
RC40816.0	–	16.00	0.6299	172.0	227.0	48.0	16.00

整体硬质合金多材料微型钻头

提高小直径应用的工艺可靠性

新型 Force Micro 钻头性能卓越，适用于直径为 0.7 至 2.95 毫米的微型应用。

这些钻头专为实现最高精度和最长刀具寿命而设计，在转速超过 15.000 RPM 时也能平稳运行，具有 140° 的尖角、先进的涂层和优化的刃口设计，可在多种材料上可靠地排出切屑。

相关产品

RC305

5xD

0.7 – 2.95 毫米

AlCrN涂层,**冷却剂进给**

特点和优点

微小直径从 0.7 毫米到 2.95 毫米，具有穿透冷却能力。	**超高精度** 在微型应用中具有卓越的工具性能。
140° 的尖角和精细的切削刃。	**出色的孔质量** 表面光滑
内部冷却和优化的刃口几何形状。	**工艺可靠性高** 有效排屑，结果一致。
先进的 AlCrN 涂层。	**延长工具寿命** 具有出色的耐磨性和热稳定性。
适用于最大 20° 的角度出口。	**多功能钻头** 适用于复杂的钻孔应用。

通过大幅延长 ISO-P 和 ISO-M 钻孔的刀具寿命来提高生产率。

通过与多家竞争对手的广泛测试，证明了其卓越的耐用性。

特点和优点

尾跟设计

- 帮助卷曲切屑
- 防止崩角

钻芯设计

- 强壮的钻芯设计
- 优化排屑空间

冷却液通道

- 确保切削区冷却
- 加强排屑



外角设计

- 增强稳定性
- 提高孔的质量

4 平面分离式钻尖

- 良好的定位精度和公差
- 刃口强度更高
- 改善切屑形态
- 更好的切削力分布



RC305

FORCE 5XD 微型整体硬质合金钻头，带冷却液进给装置，带 AlCrN 涂层

高性能微型钻头专为精密应用而设计，钻尖角度为 140°，最大钻孔深度为 5xD。精心加工的切削刃可确保优异的表面质量。内部冷却液增强了排屑能力，而先进的 AlCrN 涂层则提供了出色的耐磨性、热稳定性和工艺可靠性。

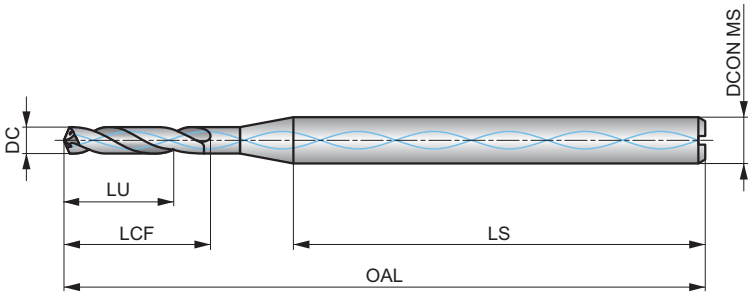

HM	DIN 6535	5×D
140°	AlCrN	DIN 6535HA
R	DC m7	

工件材料组的适用性，线速度(m/min)的起始值和进料Alpha代码。表与饲料每转可以找到从页67开始。

P1.1	P1.2	P1.3	P2.1	P2.2	P2.3	P3.1	P3.2	P3.3	P4.1	P4.2	P4.3	M1.1	M1.2
100 J	105 J	108 J	102 J	82 J	80 J	80 J	63 H	40 E	70 G	63 H	40 E	65 J	63 J
M2.1	M2.2	M2.3	M3.1	M3.2	M3.3	M4.1	M4.2	K1.1	K1.2	K1.3	K2.1	K2.2	K2.3
60 G	63 G	63 G	40 F	37 F	35 F	25 E	25 E	105 L	100 L	95 L	105 J	65 J	63 J
K3.1	K3.2	K3.3	K4.1	K4.2	K4.3	K4.4	K4.5	K5.1	K5.2	K5.3	N1.1	N1.2	N1.3
65 J	63 J	60 J	80 J	75 J	60 U	58 U	55 U	80 J	70 J	65 J	125 Y	120 Y	119 Y
N2.1	N2.2	N2.3	N3.1	N3.2	N3.3	S1.1	S1.2	S1.3	S2.1	S2.2	S3.1	S3.2	S4.1
125 Y	120 L	119 L	80 G	75 J	74 E	40 E	25 C	25 C	32 E	20 C	25 D	16 D	25 D
S4.2													
16 D													

DCON MS公差h6

产品	DC (inch)	DC (mm)	DC (inch)	LCF (mm)	OAL (mm)	LU (mm)	LS (mm)	DCON MS (mm)
RC3050.7	–	0.70	0.0280	6.0	48.0	4.90	30.0	3.00
RC3050.75	–	0.75	0.0300	7.0	48.0	5.80	30.0	3.00
RC3051/32	1/32	0.79	0.0310	7.0	48.0	5.80	30.0	3.00
RC3050.8	–	0.80	0.0310	7.0	48.0	5.80	30.0	3.00
RC3050.85	–	0.85	0.0330	8.0	50.0	6.60	30.0	3.00
RC3050.9	–	0.90	0.0350	8.0	50.0	6.60	30.0	3.00
RC3050.95	–	0.95	0.0370	9.0	50.0	7.50	30.0	3.00
RC3051.0	–	1.00	0.0390	9.0	50.0	7.50	30.0	3.00
RC3051.05	–	1.05	0.0410	9.0	51.0	7.00	30.0	3.00
RC3051.1	–	1.10	0.0430	9.0	51.0	7.00	30.0	3.00
RC3051.15	–	1.15	0.0450	10.0	51.0	8.00	30.0	3.00
RC3053/64	3/64	1.19	0.0470	10.0	51.0	8.00	30.0	3.00
RC3051.2	–	1.20	0.0470	10.0	51.0	8.00	30.0	3.00
RC3051.25	–	1.25	0.0490	11.0	51.0	9.00	30.0	3.00
RC3051.3	–	1.30	0.0510	11.0	53.0	9.00	30.0	3.00
RC3051.35	–	1.35	0.0530	12.0	53.0	9.00	30.0	3.00
RC3051.4	–	1.40	0.0550	12.0	53.0	9.00	30.0	3.00
RC3051.45	–	1.45	0.0570	13.0	53.0	10.00	30.0	3.00
RC3051.5	–	1.50	0.0590	13.0	53.0	10.00	30.0	3.00
RC3051.55	–	1.55	0.0610	14.0	54.0	11.00	30.0	3.00
RC3051/16	1/16	1.59	0.0630	14.0	54.0	11.00	30.0	3.00
RC3051.6	–	1.60	0.0630	14.0	54.0	11.00	30.0	3.00
RC3051.65	–	1.65	0.0650	14.0	54.0	11.00	30.0	3.00

产品	DC	DC	DC	LCF	OAL	LU	LS	DCON MS
	(inch)	(mm)	(inch)	(mm)	(mm)	(mm)	(mm)	(mm)
RC3051.7	–	1.70	0.0670	14.0	54.0	11.00	30.0	3.00
RC3051.75	–	1.75	0.0690	15.0	54.0	12.00	30.0	3.00
RC3051.8	–	1.80	0.0710	15.0	54.0	12.00	30.0	3.00
RC3051.85	–	1.85	0.0730	16.0	57.0	13.00	30.0	3.00
RC3051.9	–	1.90	0.0750	16.0	57.0	13.00	30.0	3.00
RC3051.95	–	1.95	0.0770	17.0	57.0	14.00	30.0	3.00
RC3055/64	5/64	1.98	0.0780	17.0	57.0	14.00	30.0	3.00
RC3052.0	–	2.00	0.0790	17.0	57.0	14.00	30.0	3.00
RC3052.05	–	2.05	0.0810	18.0	57.0	14.00	30.0	3.00
RC3052.1	–	2.10	0.0830	18.0	57.0	14.00	30.0	3.00
RC3052.15	–	2.15	0.0850	19.0	57.0	15.00	30.0	3.00
RC3052.2	–	2.20	0.0870	19.0	57.0	15.00	30.0	3.00
RC3052.25	–	2.25	0.0890	20.0	59.0	16.00	30.0	3.00
RC3052.3	–	2.30	0.0910	20.0	59.0	16.00	30.0	3.00
RC3052.35	–	2.35	0.0930	20.0	59.0	16.00	30.0	3.00
RC3053/32	3/32	2.38	0.0940	20.0	59.0	16.00	30.0	3.00
RC3052.4	–	2.40	0.0940	20.0	59.0	16.00	30.0	3.00
RC3052.45	–	2.45	0.0960	21.0	59.0	17.00	30.0	3.00
RC3052.5	–	2.50	0.0980	21.0	59.0	17.00	30.0	3.00
RC3052.55	–	2.55	0.1000	22.0	62.0	18.00	30.0	3.00
RC3052.6	–	2.60	0.1020	22.0	62.0	18.00	30.0	3.00
RC3052.65	–	2.65	0.1040	23.0	62.0	18.00	30.0	3.00
RC3052.7	–	2.70	0.1060	23.0	62.0	18.00	30.0	3.00
RC3052.75	–	2.75	0.1080	24.0	62.0	19.00	30.0	3.00
RC3057/64	7/64	2.78	0.1090	24.0	62.0	19.00	30.0	3.00
RC3052.8	–	2.80	0.1100	24.0	62.0	19.00	30.0	3.00
RC3052.85	–	2.85	0.1120	25.0	62.0	20.00	30.0	3.00
RC3052.9	–	2.90	0.1140	25.0	62.0	20.00	30.0	3.00
RC3052.95	–	2.95	0.1160	25.0	62.0	20.00	30.0	3.00

整体硬质合金通用深孔钻

重新定义深孔钻，实现最高效率

Dormer Pramet 推出 Force 深孔钻 (DHD) 系列，专为 12xD、16xD 和 20xD 的高性能深孔钻而设计。

这些整体硬质合金钻头具有 140° 的钻尖角和优化的几何槽型设计，可实现快速钻削和卓越的定位精度，不会出现啄孔现象。内部冷却液通道增强了排屑能力，最大限度地减少了瓶颈，而钻尖复合涂层则提供了卓越的热稳定性和更长的刀具寿命。该系列还包括带有多层 TiAlN 涂层的 2xD 导孔钻，用于在使用深孔钻 (16xD 及更深) 之前创建精确的引导孔。

相关产品

RC412

12xD

3 – 20 毫米

纳米针尖涂层，**冷却液进给**

RC416

16xD

3 – 16 毫米

纳米针尖涂层，**冷却液进给**

RC420

20xD

3 – 16 毫米

纳米针尖涂层，**冷却液进给**

RC4P

2xD 导向钻

3 – 16 毫米

多层 TiAlN 涂层，**冷却液进给**

特点和优点

先进的几何槽型设计可将切削力降至最低	**更高的稳定性** 确保更精确的孔定位和更笔直的钻孔路径。
内部冷却通道改善了排屑效果。	**工艺可靠性高** 保持稳定的钻孔流程，不会出现中断。
由于采用了优化的刃口几何形状，因此无需进行啄磨循环。	**钻孔速度更快** 缩短周期时间，提高高要求应用的生产率。
高性能深度功能（12xD、16xD 和 20xD）。	**多功能选项** 可在多种应用和深度下进行精确钻孔。建议在使用 16xD 和 20xD 钻头钻孔前使用先导钻。
纳米尖端涂层增强了耐磨性和热稳定性。	**延长刀具寿命** 降低单孔成本，提高整体效率。

深孔钻
(RC412、RC416、RC420)



特点和优点

几何形状
(RC412、RC416、RC420)



内部冷却液孔

- 适用于各种冷却液
- 油或乳化液
- MQL

优化的槽型设计

- 钻头刚度高
- 无钻槽尺寸限制
- 排屑安全高效

钻芯减薄

- 提高孔位置精度

特殊倒棱设计

- 可在孔内快速引导

独特的几何形状

- 可在多种 WMG 中进行多功能钻孔
- 生产率高
- 孔精度高，无啄孔现象

先导钻
(RC4P)

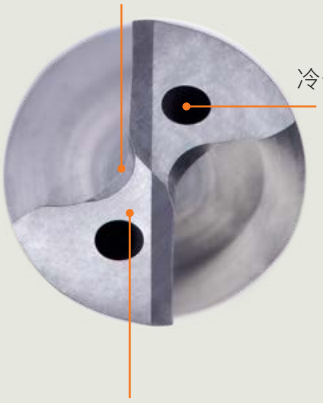

钻芯减薄

冷却液进给

4 面分离式刀尖



HA 手柄

微粒硬质合金基体

多重 TiAlN 涂层

短钻头设计

150° 尖端角

请注意：建议在使用 16xD 和 20xD 钻头钻孔前使用导向钻头

深孔钻加工建议

加工建议

一般注意事项:
深孔钻的移动速度不得超过 500 转/分钟 和 300毫米/分钟。

1.钻一个导向孔（最小 1.5 × D）



2.深孔钻以低进给量（500 转/分钟，300毫米/分钟）进给，直至距钻好的导向孔深度 1 毫米。

3.打开冷却液（最小 20 巴），以建议的速度开始钻孔，进给至最终钻孔深度 – 无需啄孔。将钻头退回到试钻深度。关闭冷却液!

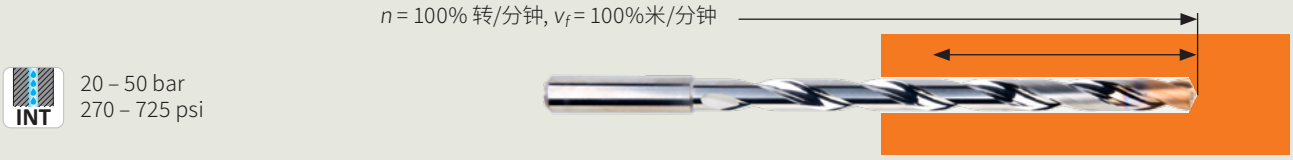

4.以低速和低进给量（500 转/分钟 和 300毫米/分钟）将钻头从导向孔中送出。



RC412

DORMER PRAMET

FORCE 12XD 深孔整体硬质合金钻头，带冷却液进给装置，纳米刀尖涂层
高性能深孔钻，钻尖角度为 140°，腹板设计更薄，钻孔深度可达 12xD，且无啄孔现象。设计用于快速穿透和精确制导，确保出色的定位精度。内部冷却液可增强排屑能力，纳米刀尖多层涂层具有卓越的热稳定性和耐磨性，可延长刀具寿命。

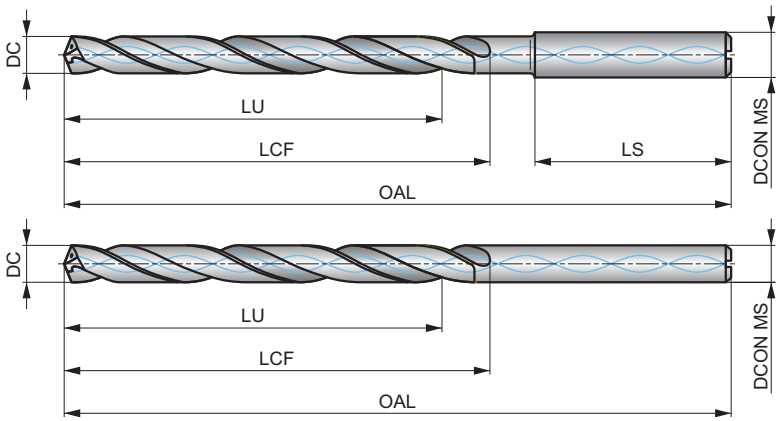

HM	DIN 6535	12×D
140°	Nano-Tip	DIN 6535HA
R	DC m7	

工件材料组的适用性，线速度(m/min)的起始值和进料Alpha代码。表与饲料每转可以找到从页66开始。

P1.1	P1.2	P1.3	P2.1	P2.2	P2.3	P3.1	P3.2	P3.3	P4.1	P4.2	P4.3	M1.1	M1.2
■116 H	■118 H	■121 H	■113 G	■105 H	■100 G	■113 G	■84 G	■47 E	■76 F	■84 G	■32 E	■100 H	■95 H
M2.1	M2.2	M2.3	M3.1	M3.2	M3.3	M4.1	M4.2	K1.1	K1.2	K1.3	K2.1	K2.2	K2.3
◪47 F	◪44 F	◪42 F	◪41 D	◪40 D	◪37 D	◪32 C	◪37 D	■110 J	■105 J	■95 J	■112 J	■106 J	■100 J
K3.1	K3.2	K3.3	K4.1	K4.2	K4.3	K4.4	K4.5	K5.1	K5.2	K5.3	N1.1	N1.2	N1.3
■113 J	■103 J	■84 J	■95 L	■76 L	■65 V	■63 V	■58 V	■95 J	■84 J	■79 J	◪221 J	■208 J	■200 J
N2.1	N2.2	N2.3	N3.1	N3.2	N3.3	S1.1	S1.2	S1.3	S2.1	S2.2	S3.1	S3.2	S4.1
■200 J	■194 L	■147 J	■126 G	■147 H	■137 F	■37 D	■32 B	◪26 B	◪32 B	◪23 B	◪26 C	◪11 B	◪26 C
S4.2													
◪11 B													

DCON MS公差h6

产品	DC (inch)	DC (mm)	DC (inch)	LCF (mm)	OAL (mm)	LU (mm)	LS (mm)	DCON MS (mm)
RC4123.0	–	3.00	0.1180	54.0	92.0	48.00	36.0	6.00
RC4123.1	–	3.10	0.1220	54.0	92.0	48.00	36.0	6.00
RC4121/8	1/8	3.17	0.1250	54.0	92.0	48.00	36.0	6.00
RC4123.2	–	3.20	0.1260	54.0	92.0	48.00	36.0	6.00
RC4123.3	–	3.30	0.1300	54.0	92.0	48.00	36.0	6.00
RC4123.4	–	3.40	0.1340	54.0	92.0	48.00	36.0	6.00
RC4123.5	–	3.50	0.1380	54.0	92.0	48.00	36.0	6.00
RC4129/64	9/64	3.57	0.1410	54.0	92.0	48.00	36.0	6.00
RC4123.6	–	3.60	0.1420	54.0	92.0	48.00	36.0	6.00
RC4123.7	–	3.70	0.1460	54.0	92.0	48.00	36.0	6.00
RC4123.8	–	3.80	0.1500	64.0	102.0	56.00	36.0	6.00
RC4123.9	–	3.90	0.1540	64.0	102.0	56.00	36.0	6.00
RC4125/32	5/32	3.97	0.1560	64.0	102.0	56.00	36.0	6.00
RC4124.0	–	4.00	0.1570	64.0	102.0	56.00	36.0	6.00
RC4124.1	–	4.10	0.1610	64.0	102.0	56.00	36.0	6.00
RC4124.2	–	4.20	0.1650	64.0	102.0	56.00	36.0	6.00
RC4124.3	–	4.30	0.1690	64.0	102.0	56.00	36.0	6.00
RC41211/64	11/64	4.37	0.1720	64.0	102.0	56.00	36.0	6.00
RC4124.4	–	4.40	0.1730	64.0	102.0	56.00	36.0	6.00
RC4124.5	–	4.50	0.1770	64.0	102.0	56.00	36.0	6.00
RC4124.6	–	4.60	0.1810	64.0	102.0	56.00	36.0	6.00
RC4124.7	–	4.70	0.1850	64.0	102.0	56.00	36.0	6.00
RC4123/16	3/16	4.76	0.1880	83.0	121.0	74.00	36.0	6.00

产品	DC	DC	DC	LCF	OAL	LU	LS	DCON MS
	(inch)	(mm)	(inch)	(mm)	(mm)	(mm)	(mm)	(mm)
RC4124.8	–	4.80	0.1890	83.0	121.0	74.00	36.0	6.00
RC4124.9	–	4.90	0.1930	83.0	121.0	74.00	36.0	6.00
RC4125.0	–	5.00	0.1970	83.0	121.0	74.00	36.0	6.00
RC4125.1	–	5.10	0.2010	83.0	121.0	74.00	36.0	6.00
RC41213/64	13/64	5.16	0.2030	83.0	121.0	74.00	36.0	6.00
RC4125.2	–	5.20	0.2050	83.0	121.0	74.00	36.0	6.00
RC4125.3	–	5.30	0.2090	83.0	121.0	74.00	36.0	6.00
RC4125.4	–	5.40	0.2130	83.0	121.0	74.00	36.0	6.00
RC4125.5	–	5.50	0.2170	83.0	121.0	74.00	36.0	6.00
RC4125.55	–	5.55	0.2190	83.0	121.0	74.00	36.0	6.00
RC4127/32	7/32	5.56	0.2190	83.0	121.0	74.00	36.0	6.00
RC4125.6	–	5.60	0.2200	83.0	121.0	74.00	36.0	6.00
RC4125.7	–	5.70	0.2240	83.0	121.0	74.00	36.0	6.00
RC4125.8	–	5.80	0.2280	83.0	121.0	74.00	36.0	6.00
RC4125.9	–	5.90	0.2320	83.0	121.0	74.00	36.0	6.00
RC4126.0	–	6.00	0.2360	83.0	121.0	74.00	36.0	6.00
RC4126.1	–	6.10	0.2400	110.0	148.0	98.00	36.0	8.00
RC4126.2	–	6.20	0.2440	110.0	148.0	98.00	36.0	8.00
RC4126.3	–	6.30	0.2480	110.0	148.0	98.00	36.0	8.00
RC4121/4	1/4	6.35	0.2500	110.0	148.0	98.00	36.0	8.00
RC4126.4	–	6.40	0.2520	110.0	148.0	98.00	36.0	8.00
RC4126.5	–	6.50	0.2560	110.0	148.0	98.00	36.0	8.00
RC4126.6	–	6.60	0.2600	110.0	148.0	98.00	36.0	8.00
RC4126.7	–	6.70	0.2640	110.0	148.0	98.00	36.0	8.00
RC41217/64	17/64	6.75	0.2660	110.0	148.0	98.00	36.0	8.00
RC4126.8	–	6.80	0.2680	110.0	148.0	98.00	36.0	8.00
RC4126.9	–	6.90	0.2720	110.0	148.0	98.00	36.0	8.00
RC4127.0	–	7.00	0.2760	110.0	148.0	98.00	36.0	8.00
RC4127.1	–	7.10	0.2800	110.0	148.0	98.00	36.0	8.00
RC4129/32	9/32	7.14	0.2810	110.0	148.0	98.00	36.0	8.00
RC4127.2	–	7.20	0.2830	110.0	148.0	98.00	36.0	8.00
RC4127.3	–	7.30	0.2870	110.0	148.0	98.00	36.0	8.00
RC4127.4	–	7.40	0.2910	110.0	148.0	98.00	36.0	8.00
RC4127.5	–	7.50	0.2950	110.0	148.0	98.00	36.0	8.00
RC41219/64	19/64	7.54	0.2970	110.0	148.0	98.00	36.0	8.00
RC4127.8	–	7.80	0.3070	110.0	148.0	98.00	36.0	8.00
RC4127.9	–	7.90	0.3110	110.0	148.0	98.00	36.0	8.00
RC4125/16	5/16	7.94	0.3130	110.0	148.0	98.00	36.0	8.00
RC4128.0	–	8.00	0.3150	110.0	148.0	98.00	36.0	8.00
RC4128.1	–	8.10	0.3190	138.0	180.0	123.00	40.0	10.00
RC4128.2	–	8.20	0.3230	138.0	180.0	123.00	40.0	10.00
RC4128.3	–	8.30	0.3270	138.0	180.0	123.00	40.0	10.00
RC4128.4	–	8.40	0.3310	138.0	180.0	123.00	40.0	10.00
RC4128.5	–	8.50	0.3350	138.0	180.0	123.00	40.0	10.00
RC4128.6	–	8.60	0.3390	138.0	180.0	123.00	40.0	10.00
RC4128.7	–	8.70	0.3430	138.0	180.0	123.00	40.0	10.00
RC41211/32	11/32	8.73	0.3440	138.0	180.0	123.00	40.0	10.00
RC4128.8	–	8.80	0.3460	138.0	180.0	123.00	40.0	10.00
RC4129.0	–	9.00	0.3540	138.0	180.0	123.00	40.0	10.00
RC41223/64	23/64	9.13	0.3590	138.0	180.0	123.00	40.0	10.00
RC4129.2	–	9.20	0.3620	138.0	180.0	123.00	40.0	10.00
RC4129.3	–	9.30	0.3660	138.0	180.0	123.00	40.0	10.00
RC4129.5	–	9.50	0.3740	138.0	180.0	123.00	40.0	10.00
RC4123/8	3/8	9.53	0.3750	138.0	180.0	123.00	40.0	10.00
RC4129.6	–	9.60	0.3780	138.0	180.0	123.00	40.0	10.00
RC4129.7	–	9.70	0.3820	138.0	180.0	123.00	40.0	10.00
RC4129.8	–	9.80	0.3860	138.0	180.0	123.00	40.0	10.00
RC41225/64	25/64	9.92	0.3910	138.0	180.0	123.00	40.0	10.00
RC41210.0	–	10.00	0.3940	138.0	180.0	123.00	40.0	10.00
RC41210.1	–	10.10	0.3980	158.0	206.0	140.00	45.0	12.00
RC41210.2	–	10.20	0.4020	158.0	206.0	140.00	45.0	12.00
RC41210.3	–	10.30	0.4060	158.0	206.0	140.00	45.0	12.00

产品	DC	DC	DC	LCF	OAL	LU	LS	DCON MS
	(inch)	(mm)	(inch)	(mm)	(mm)	(mm)	(mm)	(mm)
RC41213/32	13/32	10.32	0.4060	158.0	206.0	140.00	45.0	12.00
RC41210.4	–	10.40	0.4090	158.0	206.0	140.00	45.0	12.00
RC41210.5	–	10.50	0.4130	158.0	206.0	140.00	45.0	12.00
RC41227/64	27/64	10.72	0.4220	158.0	206.0	140.00	45.0	12.00
RC41210.8	–	10.80	0.4250	158.0	206.0	140.00	45.0	12.00
RC41211.0	–	11.00	0.4330	158.0	206.0	140.00	45.0	12.00
RC41211.1	–	11.10	0.4370	158.0	206.0	140.00	45.0	12.00
RC4127/16	7/16	11.11	0.4380	158.0	206.0	140.00	45.0	12.00
RC41211.2	–	11.20	0.4410	158.0	206.0	140.00	45.0	12.00
RC41211.5	–	11.50	0.4530	158.0	206.0	140.00	45.0	12.00
RC41229/64	29/64	11.51	0.4530	158.0	206.0	140.00	45.0	12.00
RC41211.7	–	11.70	0.4610	158.0	206.0	140.00	45.0	12.00
RC41211.8	–	11.80	0.4650	158.0	206.0	140.00	45.0	12.00
RC41215/32	15/32	11.91	0.4690	158.0	206.0	140.00	45.0	12.00
RC41212.0	–	12.00	0.4720	158.0	206.0	140.00	45.0	12.00
RC41212.1	–	12.10	0.4760	182.0	230.0	168.00	45.0	14.00
RC41212.2	–	12.20	0.4800	182.0	230.0	168.00	45.0	14.00
RC41212.3	–	12.30	0.4840	182.0	230.0	168.00	45.0	14.00
RC41231/64	31/64	12.30	0.4840	182.0	230.0	168.00	45.0	14.00
RC41212.5	–	12.50	0.4920	182.0	230.0	168.00	45.0	14.00
RC41212.6	–	12.60	0.4960	182.0	230.0	168.00	45.0	14.00
RC41212.7	–	12.70	0.5000	182.0	230.0	168.00	45.0	14.00
RC41213.0	–	13.00	0.5120	182.0	230.0	168.00	45.0	14.00
RC41217/32	17/32	13.49	0.5310	182.0	230.0	168.00	45.0	14.00
RC41213.5	–	13.50	0.5310	182.0	230.0	168.00	45.0	14.00
RC41214.0	–	14.00	0.5510	182.0	230.0	168.00	45.0	14.00
RC4129/16	9/16	14.29	0.5630	208.0	260.0	192.00	48.0	16.00
RC41214.5	–	14.50	0.5710	208.0	260.0	192.00	48.0	16.00
RC41215.0	–	15.00	0.5910	208.0	260.0	192.00	48.0	16.00
RC41215.5	–	15.50	0.6100	208.0	260.0	192.00	48.0	16.00
RC4125/8	5/8	15.88	0.6250	208.0	260.0	192.00	48.0	16.00
RC41216.0	–	16.00	0.6300	208.0	260.0	192.00	48.0	16.00
RC41216.5	–	16.50	0.6500	234.0	285.0	216.00	48.0	18.00
RC41217.0	–	17.00	0.6690	234.0	285.0	216.00	48.0	18.00
RC41217.5	–	17.50	0.6890	234.0	285.0	216.00	48.0	18.00
RC41218.0	–	18.00	0.7090	234.0	285.0	216.00	48.0	18.00
RC41218.5	–	18.50	0.7280	258.0	310.0	238.00	50.0	20.00
RC41219.0	–	19.00	0.7480	258.0	310.0	238.00	50.0	20.00
RC41219.5	–	19.50	0.7680	258.0	310.0	238.00	50.0	20.00
RC41220.0	–	20.00	0.7870	258.0	310.0	238.00	50.0	20.00

RC416

DORMER PRAMET

FORCE 16XD 深孔整体硬质合金钻头，带冷却液进给装置，纳米刀尖涂层

高性能深孔钻，钻尖角度为 140°，腹板设计更薄，钻孔深度可达 16xD，且无啄孔现象。设计用于快速穿透和精确制导，确保出色的定位精度。内部冷却液可增强排屑能力，纳米刀尖多层涂层具有卓越的热稳定性和耐磨性，可延长刀具寿命。

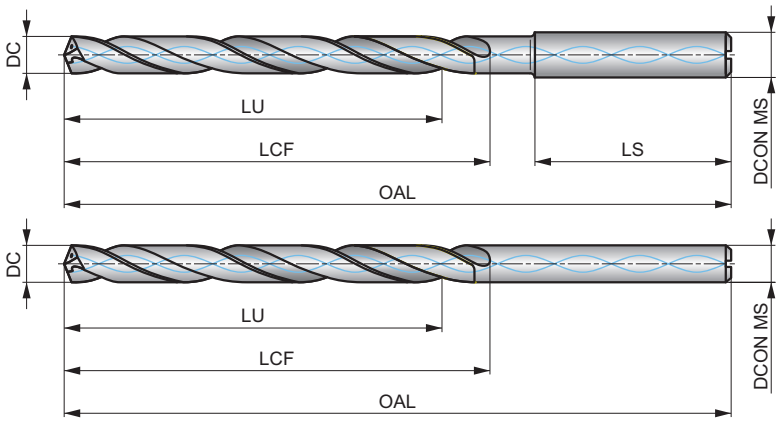

HM	DIN 6535	16×D
140°	Nano-Tip	DIN 6535HA
R	DC h7	

工件材料组的适用性，线速度(m/min)的起始值和进料Alpha代码。表与饲料每转可以找到从页66开始。

P1.1	P1.2	P1.3	P2.1	P2.2	P2.3	P3.1	P3.2	P3.3	P4.1	P4.2	P4.3	M1.1	M1.2
■110 H	■112 H	■115 H	■108 H	■100 H	■95 G	■108 H	■80 G	■45 E	■72 G	■80 G	■30 E	■95 H	■90 H
M2.1	M2.2	M2.3	M3.1	M3.2	M3.3	M4.1	M4.2	K1.1	K1.2	K1.3	K2.1	K2.2	K2.3
◪45 F	◪42 F	◪40 F	◪39 D	◪38 D	◪35 D	◪30 C	◪35 D	■105 J	■100 J	■90 J	■107 J	■101 J	■95 J
K3.1	K3.2	K3.3	K4.1	K4.2	K4.3	K4.4	K4.5	K5.1	K5.2	K5.3	N1.1	N1.2	N1.3
■108 J	■98 J	■80 J	■90 J	■72 L	■62 V	■60 V	■55 V	■90 J	■80 J	■75 J	◪210 L	■198 L	■190 L
N2.1	N2.2	N2.3	N3.1	N3.2	N3.3	S1.1	S1.2	S1.3	S2.1	S2.2	S3.1	S3.2	S4.1
■190 L	■185 L	■140 L	■120 G	■140 H	■130 F	■35 D	■30 B	◪25 B	◪30 C	◪22 A	◪25 B	◪10 B	◪25 B
S4.2													
◪10 B													

DCON MS公差h6

产品	DC (inch)	DC (mm)	DC (inch)	LCF (mm)	OAL (mm)	LU (mm)	LS (mm)	DCON MS (mm)
RC4163.0	–	3.00	0.1180	57.0	89.0	52.00	28.0	4.00
RC4161/8	1/8	3.17	0.1250	66.0	98.0	60.00	28.0	4.00
RC4163.5	–	3.50	0.1380	78.0	110.0	72.00	28.0	4.00
RC4169/64	9/64	3.57	0.1410	78.0	110.0	72.00	28.0	4.00
RC4165/32	5/32	3.97	0.1560	78.0	110.0	72.00	28.0	4.00
RC4164.0	–	4.00	0.1570	78.0	110.0	72.00	28.0	4.00
RC4164.5	–	4.50	0.1770	100.0	132.0	93.00	28.0	5.00
RC4163/16	3/16	4.76	0.1880	100.0	132.0	92.00	28.0	5.00
RC4164.8	–	4.80	0.1890	100.0	132.0	92.00	28.0	5.00
RC4165.0	–	5.00	0.1970	100.0	132.0	92.00	28.0	5.00
RC4165.5	–	5.50	0.2170	110.0	150.0	101.00	36.0	6.00
RC4167/32	7/32	5.56	0.2190	120.0	160.0	111.00	36.0	6.00
RC4165.8	–	5.80	0.2280	120.0	160.0	111.00	36.0	6.00
RC4166.0	–	6.00	0.2360	120.0	160.0	111.00	36.0	6.00
RC4166.1	–	6.10	0.2400	135.0	175.0	124.00	36.0	8.00
RC4161/4	1/4	6.35	0.2500	135.0	175.0	124.00	36.0	8.00
RC4166.5	–	6.50	0.2560	135.0	175.0	124.00	36.0	8.00
RC41617/64	17/64	6.75	0.2660	135.0	175.0	124.00	36.0	8.00
RC4166.8	–	6.80	0.2680	135.0	175.0	124.00	36.0	8.00
RC4167.0	–	7.00	0.2760	135.0	175.0	124.00	36.0	8.00
RC4169/32	9/32	7.14	0.2810	152.0	192.0	140.00	36.0	8.00
RC4167.4	–	7.40	0.2910	152.0	192.0	140.00	36.0	8.00
RC4167.5	–	7.50	0.2950	152.0	192.0	140.00	36.0	8.00

产品	DC	DC	DC	LCF	OAL	LU	LS	DCON MS
	(inch)	(mm)	(inch)	(mm)	(mm)	(mm)	(mm)	(mm)
RC4165/16	5/16	7.94	0.3130	152.0	192.0	140.00	36.0	8.00
RC4168.0	–	8.00	0.3150	152.0	192.0	140.00	36.0	8.00
RC4168.3	–	8.30	0.3270	162.0	206.0	148.00	40.0	10.00
RC4168.5	–	8.50	0.3350	162.0	206.0	148.00	40.0	10.00
RC41611/32	11/32	8.73	0.3440	162.0	206.0	148.00	40.0	10.00
RC4169.0	–	9.00	0.3540	162.0	206.0	148.00	40.0	10.00
RC4163/8	3/8	9.53	0.3750	180.0	224.0	165.00	40.0	10.00
RC4169.8	–	9.80	0.3860	180.0	224.0	165.00	40.0	10.00
RC41610.0	–	10.00	0.3940	180.0	224.0	165.00	40.0	10.00
RC41610.2	–	10.20	0.4020	198.0	247.0	181.00	45.0	12.00
RC41613/32	13/32	10.32	0.4060	198.0	247.0	181.00	45.0	12.00
RC41611.0	–	11.00	0.4330	198.0	247.0	181.00	45.0	12.00
RC4167/16	7/16	11.11	0.4380	216.0	265.0	198.00	45.0	12.00
RC41611.5	–	11.50	0.4530	216.0	265.0	198.00	45.0	12.00
RC41611.8	–	11.80	0.4650	216.0	265.0	198.00	45.0	12.00
RC41615/32	15/32	11.91	0.4690	216.0	265.0	198.00	45.0	12.00
RC41612.0	–	12.00	0.4720	216.0	265.0	198.00	45.0	12.00
RC41612.7	–	12.70	0.5000	252.0	301.0	238.00	45.0	14.00
RC41613.0	–	13.00	0.5120	252.0	301.0	238.00	45.0	14.00
RC41614.0	–	14.00	0.5510	252.0	301.0	238.00	45.0	14.00
RC4169/16	9/16	14.29	0.5630	288.0	340.0	272.00	48.0	16.00
RC41615.0	–	15.00	0.5910	288.0	340.0	272.00	48.0	16.00
RC41616.0	–	16.00	0.6300	288.0	340.0	272.00	48.0	16.00

RC420

DORMER PRAMET

FORCE 20XD 深孔整体硬质合金钻头，带冷却液进给装置，纳米刀尖涂层

高性能深孔钻，钻尖角度为 140°，腹板设计更薄，钻孔深度可达 20xD，且不会产生啄孔现象。设计用于快速穿透和精确制导，确保出色的定位精度。内部冷却液可增强排屑能力，纳米刀尖多层涂层具有卓越的热稳定性和耐磨性，可延长刀具寿命。

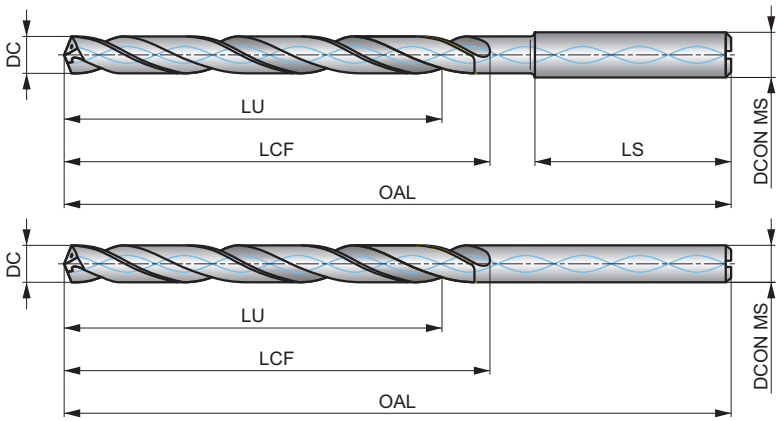

HM	DIN 6535	20×D
140°	Nano-Tip	DIN 6535HA
R	DC h7	

工件材料组的适用性，线速度(m/min)的起始值和进料Alpha代码。表与饲料每转可以找到从页66开始。

P1.1	P1.2	P1.3	P2.1	P2.2	P2.3	P3.1	P3.2	P3.3	P4.1	P4.2	P4.3	M1.1	M1.2
■105 H	■106 H	■109 H	■103 G	■95 G	■90 F	■103 G	■76 F	■43 E	■68 F	■76 F	■29 E	■90 G	■86 G
M2.1	M2.2	M2.3	M3.1	M3.2	M3.3	M4.1	M4.2	K1.1	K1.2	K1.3	K2.1	K2.2	K2.3
◪43 E	◪40 E	◪38 E	◪37 C	◪36 C	◪33 C	◪29 B	◪33 D	■100 J	■95 J	■86 J	■102 J	■96 H	■90 H
K3.1	K3.2	K3.3	K4.1	K4.2	K4.3	K4.4	K4.5	K5.1	K5.2	K5.3	N1.1	N1.2	N1.3
■103 H	■93 H	■76 H	■86 J	■68 J	■59 V	■57 V	■52 V	■86 J	■76 J	■71 J	◪200 L	■188 L	■181 L
N2.1	N2.2	N2.3	N3.1	N3.2	N3.3	S1.1	S1.2	S1.3	S2.1	S2.2	S3.1	S3.2	S4.1
■181 L	■176 L	■133 J	■114 G	■133 G	■124 E	■33 D	■29 B	◪24 B	◪29 B	◪21 A	◪24 B	◪10 A	◪24 B
S4.2													
◪10 A													

DCON MS公差h6

产品	DC	DC	DC	LCF	OAL	LU	LS	DCON MS
	(inch)	(mm)	(inch)	(mm)	(mm)	(mm)	(mm)	(mm)
RC4203.0	–	3.00	0.1180	65.0	97.0	60.00	28.0	4.00
RC4201/8	1/8	3.17	0.1250	80.0	112.0	74.00	28.0	4.00
RC4203.5	–	3.50	0.1380	92.0	124.0	86.00	28.0	4.00
RC4209/64	9/64	3.57	0.1410	92.0	124.0	86.00	28.0	4.00
RC4205/32	5/32	3.97	0.1560	92.0	124.0	86.00	28.0	4.00
RC4204.0	–	4.00	0.1570	92.0	124.0	86.00	28.0	4.00
RC4204.5	–	4.50	0.1770	118.0	150.0	111.00	28.0	5.00
RC4203/16	3/16	4.76	0.1880	118.0	150.0	110.00	28.0	5.00
RC4204.8	–	4.80	0.1890	118.0	150.0	110.00	28.0	5.00
RC4205.0	–	5.00	0.1970	118.0	150.0	110.00	28.0	5.00
RC4205.5	–	5.50	0.2170	132.0	170.0	123.00	36.0	6.00
RC4207/32	7/32	5.56	0.2190	144.0	182.0	135.00	36.0	6.00
RC4205.8	–	5.80	0.2280	144.0	182.0	135.00	36.0	6.00
RC4206.0	–	6.00	0.2360	144.0	182.0	135.00	36.0	6.00
RC4206.1	–	6.10	0.2400	162.0	200.0	151.00	36.0	8.00
RC4201/4	1/4	6.35	0.2500	162.0	200.0	151.00	36.0	8.00
RC4206.5	–	6.50	0.2560	162.0	200.0	151.00	36.0	8.00
RC42017/64	17/64	6.75	0.2660	162.0	200.0	151.00	36.0	8.00
RC4206.8	–	6.80	0.2680	162.0	200.0	151.00	36.0	8.00
RC4207.0	–	7.00	0.2760	162.0	200.0	151.00	36.0	8.00
RC4209/32	9/32	7.14	0.2810	184.0	222.0	172.00	36.0	8.00
RC4207.4	–	7.40	0.2910	184.0	222.0	172.00	36.0	8.00
RC4207.5	–	7.50	0.2950	184.0	222.0	172.00	36.0	8.00

产品	DC	DC	DC	LCF	OAL	LU	LS	DCON MS
	(inch)	(mm)	(inch)	(mm)	(mm)	(mm)	(mm)	(mm)
RC4205/16	5/16	7.94	0.3130	184.0	222.0	172.00	36.0	8.00
RC4208.0	–	8.00	0.3150	184.0	222.0	172.00	36.0	8.00
RC4208.3	–	8.30	0.3270	198.0	240.0	184.00	40.0	10.00
RC4208.5	–	8.50	0.3350	198.0	240.0	184.00	40.0	10.00
RC42011/32	11/32	8.73	0.3440	198.0	240.0	184.00	40.0	10.00
RC4209.0	–	9.00	0.3540	198.0	240.0	184.00	40.0	10.00
RC4203/8	3/8	9.53	0.3750	220.0	262.0	205.00	40.0	10.00
RC4209.8	–	9.80	0.3860	220.0	262.0	205.00	40.0	10.00
RC42010.0	–	10.00	0.3940	220.0	262.0	205.00	40.0	10.00
RC42010.2	–	10.20	0.4020	242.0	289.0	225.00	45.0	12.00
RC42013/32	13/32	10.32	0.4060	242.0	289.0	225.00	45.0	12.00
RC42011.0	–	11.00	0.4330	242.0	289.0	225.00	45.0	12.00
RC4207/16	7/16	11.11	0.4380	264.0	311.0	246.00	45.0	12.00
RC42011.5	–	11.50	0.4530	264.0	311.0	246.00	45.0	12.00
RC42011.8	–	11.80	0.4650	264.0	311.0	246.00	45.0	12.00
RC42015/32	15/32	11.91	0.4690	264.0	311.0	246.00	45.0	12.00
RC42012.0	–	12.00	0.4720	264.0	311.0	246.00	45.0	12.00
RC42012.7	–	12.70	0.5000	308.0	357.0	294.00	45.0	14.00
RC42013.0	–	13.00	0.5120	308.0	357.0	294.00	45.0	14.00
RC42014.0	–	14.00	0.5510	308.0	357.0	294.00	45.0	14.00
RC4209/16	9/16	14.29	0.5630	352.0	404.0	336.00	48.0	16.00
RC42015.0	–	15.00	0.5910	352.0	404.0	336.00	48.0	16.00
RC42016.0	–	16.00	0.6300	352.0	404.0	336.00	48.0	16.00

RC4P

DORMER PRAMET

FORCE Pilot 整体硬质合金钻头 2xD，带冷却液进给，多层 TiAlN 涂层
专门设计的导向钻，用于在使用 Force 深孔钻 16xD 和 20xD 时进行精确的孔定位。钻尖角度为 150°，钻孔公差 p7 稍大，可精确钻出 2xD 以下的导向孔。高质量整体硬质合金基体和内部冷却通道提高了冷却效率。TiAlN多层涂层可最大限度地减少摩擦。

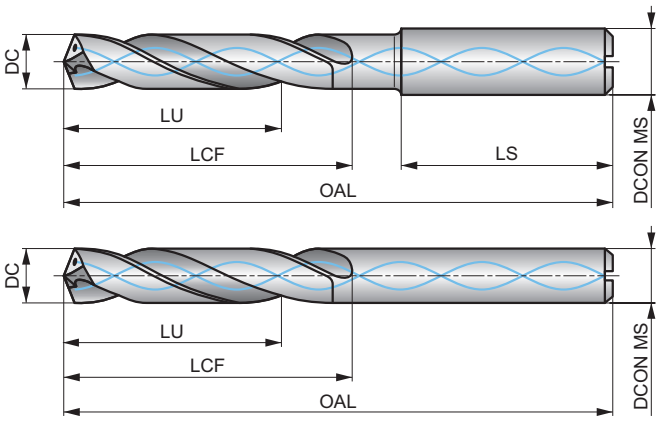

HM	DIN 6535	2×D
150°	Multi TiAlN	DIN 6535HA
R	DC p7	

工件材料组的适用性，线速度(m/min)的起始值和进料Alpha代码。表与饲料每转可以找到从页66开始。

P1.1	P1.2	P1.3	P2.1	P2.2	P2.3	P3.1	P3.2	P3.3	P4.1	P4.2	P4.3	M1.1	M1.2
■ 110 I	■ 112 I	■ 108 I	■ 115 G	■ 100 H	■ 90 H	■ 85 H	■ 80 H	■ 70 F	■ 80 G	■ 63 G	■ 50 E	■ 79 H	■ 75 H
M2.1	M2.2	M2.3	M3.1	M3.2	M3.3	M4.1	M4.2	K1.1	K1.2	K1.3	K2.1	K2.2	K2.3
◪ 65 F	◪ 60 F	◪ 58 F	◪ 42 D	◪ 40 D	◪ 38 D	◪ 40 C	◪ 35 D	■ 121 L	■ 120 L	■ 110 J	■ 120 L	■ 110 J	■ 100 J
K3.1	K3.2	K3.3	K4.1	K4.2	K4.3	K4.4	K4.5	K5.1	K5.2	K5.3	N1.1	N1.2	N1.3
■ 80 L	■ 70 J	■ 68 J	■ 100 L	■ 80 L	■ 70 V	■ 60 V	■ 50 V	■ 80 J	■ 75 J	■ 70 J	◪ 302 J	■ 300 J	■ 290 J
N2.1	N2.2	N2.3	N3.1	N3.2	N3.3	S1.1	S1.2	S1.3	S2.1	S2.2	S3.1	S3.2	S4.1
■ 250 J	■ 220 L	■ 200 J	■ 160 G	■ 120 H	■ 110 F	■ 45 D	■ 32 B	◪ 28 B	◪ 32 B	◪ 30 B	◪ 30 C	◪ 11 B	◪ 30 C
S4.2													
◪ 11 B													

DCON MS公差h6

产品	DC (inch)	DC (mm)	DC (inch)	LCF (mm)	OAL (mm)	LU (mm)	LS (mm)	DCON MS (mm)
RC4P3.0	–	3.00	0.1180	20.0	66.0	14.00	36.0	6.00
RC4P1/8	1/8	3.17	0.1250	20.0	66.0	14.00	36.0	6.00
RC4P3.5	–	3.50	0.1380	20.0	66.0	14.00	36.0	6.00
RC4P9/64	9/64	3.57	0.1410	20.0	66.0	14.00	36.0	6.00
RC4P5/32	5/32	3.97	0.1560	24.0	74.0	16.00	36.0	6.00
RC4P4.0	–	4.00	0.1570	24.0	74.0	16.00	36.0	6.00
RC4P4.5	–	4.50	0.1770	24.0	74.0	16.00	36.0	6.00
RC4P3/16	3/16	4.76	0.1880	28.0	82.0	19.00	36.0	6.00
RC4P4.8	–	4.80	0.1890	28.0	82.0	19.00	36.0	6.00
RC4P5.0	–	5.00	0.1970	28.0	82.0	19.00	36.0	6.00
RC4P5.5	–	5.50	0.2170	28.0	82.0	19.00	36.0	6.00
RC4P7/32	7/32	5.56	0.2190	28.0	82.0	19.00	36.0	6.00
RC4P5.8	–	5.80	0.2280	28.0	82.0	19.00	36.0	6.00
RC4P6.0	–	6.00	0.2360	28.0	82.0	19.00	36.0	6.00
RC4P6.1	–	6.10	0.2400	34.0	91.0	23.00	36.0	8.00
RC4P1/4	1/4	6.35	0.2500	34.0	91.0	23.00	36.0	8.00
RC4P6.5	–	6.50	0.2560	34.0	91.0	23.00	36.0	8.00
RC4P6.8	–	6.80	0.2680	34.0	91.0	23.00	36.0	8.00
RC4P7.0	–	7.00	0.2760	34.0	91.0	23.00	36.0	8.00
RC4P9/32	9/32	7.14	0.2810	41.0	91.0	29.00	36.0	8.00
RC4P7.4	–	7.40	0.2910	41.0	91.0	29.00	36.0	8.00
RC4P7.5	–	7.50	0.2950	41.0	91.0	29.00	36.0	8.00
RC4P5/16	5/16	7.94	0.3130	41.0	91.0	29.00	36.0	8.00

产品	DC	DC	DC	LCF	OAL	LU	LS	DCON MS
	(inch)	(mm)	(inch)	(mm)	(mm)	(mm)	(mm)	(mm)
RC4P8.0	–	8.00	0.3150	41.0	91.0	29.00	36.0	8.00
RC4P8.3	–	8.30	0.3270	47.0	103.0	32.00	40.0	10.00
RC4P8.5	–	8.50	0.3350	47.0	103.0	32.00	40.0	10.00
RC4P11/32	11/32	8.73	0.3440	47.0	103.0	32.00	40.0	10.00
RC4P9.0	–	9.00	0.3540	47.0	103.0	32.00	40.0	10.00
RC4P3/8	3/8	9.53	0.3750	47.0	103.0	32.00	40.0	10.00
RC4P9.8	–	9.80	0.3860	47.0	103.0	32.00	40.0	10.00
RC4P10.0	–	10.00	0.3940	47.0	103.0	32.00	40.0	10.00
RC4P10.2	–	10.20	0.4020	55.0	118.0	37.00	45.0	12.00
RC4P13/32	13/32	10.32	0.4060	55.0	118.0	37.00	45.0	12.00
RC4P11.0	–	11.00	0.4330	55.0	118.0	37.00	45.0	12.00
RC4P7/16	7/16	11.11	0.4380	55.0	118.0	37.00	45.0	12.00
RC4P11.5	–	11.50	0.4530	55.0	118.0	37.00	45.0	12.00
RC4P11.8	–	11.80	0.4650	55.0	118.0	37.00	45.0	12.00
RC4P15/32	15/32	11.91	0.4690	55.0	118.0	37.00	45.0	12.00
RC4P12.0	–	12.00	0.4720	55.0	118.0	37.00	45.0	12.00
RC4P1/2	1/2	12.70	0.5000	60.0	124.0	46.00	45.0	14.00
RC4P13.0	–	13.00	0.5120	60.0	124.0	46.00	45.0	14.00
RC4P14.0	–	14.00	0.5510	60.0	124.0	46.00	45.0	14.00
RC4P9/16	9/16	14.29	0.5630	65.0	133.0	49.00	48.0	16.00
RC4P15.0	–	15.00	0.5910	65.0	133.0	49.00	48.0	16.00
RC4P16.0	–	16.00	0.6300	65.0	133.0	49.00	48.0	16.00

R122

120°合金定心钻
精密设计的钻尖角提供了一个精确的引导，便于后续钻孔的定心，120°的钻尖角有助于自定心并减少切削力，适用于多种材料的切削。

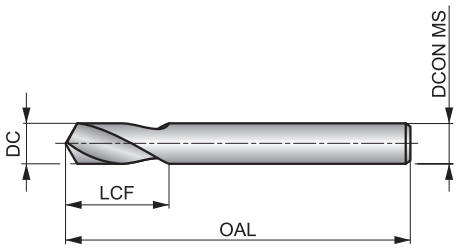

HM	WORK NORM	1×D
120°	Bright	
λ 20-35°	R	DC h6

工件材料组的适用性，线速度(m/min)的起始值和进料Alpha代码。表与饲料每转可以找到从页66开始。

P1.1	P1.2	P1.3	P2.1	P2.2	P2.3	P3.1	P3.2	P3.3	P4.1	P4.2	P4.3	M1.1	M1.2
■ 99 S	■ 111 S	■ 115 S	■ 85 S	■ 75 S	■ 66 S	■ 66 S	■ 53 S	■ 45 S	■ 40 S	■ 34 S	■ 27 S	■ 73 S	■ 61 S
M2.1	M2.2	M3.1	M3.2	K1.1	K1.2	K1.3	K2.1	K2.2	K2.3	K3.1	K3.2	K3.3	K4.1
■ 65 S	■ 53 S	■ 52 S	■ 45 S	■ 75 T	■ 56 T	■ 42 T	■ 68 T	■ 55 T	■ 44 T	■ 60 T	■ 46 T	■ 37 T	■ 55 T
K4.2	K4.3	K4.4	K4.5	K5.1	K5.2	K5.3	N1.1	N1.2	N1.3	N2.1	N2.2	N2.3	N3.1
■ 42 T	■ 31 T	■ 26 T	■ 22 T	■ 63 T	■ 47 T	■ 37 T	■ 200 V	■ 150 V	■ 100 V	■ 172 V	■ 155 V	■ 112 V	■ 423 V
N3.2	N3.3	N4.1	N4.2	S1.1	S1.2	S1.3	S2.1	S2.2	S3.1	S3.2	S4.1	S4.2	H1.1
■ 250 V	■ 125 V	■ 60 X	■ 100 V	■ 45 T	■ 35 T	■ 25 S	■ 40 S	■ 28 S	■ 30 S	■ 20 S	■ 23 S	■ 16 S	■ 56 S
H2.1	H2.2	H3.1	H3.2										
◪ 33 S	◪ 36 S	◪ 37 S	◪ 30 S										

产品	DC (mm)	DC (inch)	LCF (mm)	OAL (mm)	DCON MS (mm)
R1225.0	5.00	0.1969	16.0	62.0	5.00
R1226.0	6.00	0.2362	17.0	66.0	6.00
R1228.0	8.00	0.3150	22.0	79.0	8.00
R12210.0	10.00	0.3937	26.0	89.0	10.00
R12212.0	12.00	0.4724	30.0	102.0	12.00
R12216.0	16.00	0.6299	34.0	115.0	16.00
R12220.0	20.00	0.7874	40.0	131.0	20.00

R123

90°合金定心钻
精密设计的钻尖角提供了一个精确的引导，便于后续钻孔的定心，90°的钻尖角有助于自定心并减少钻入材料的切削力，适用于多种材料的切削。

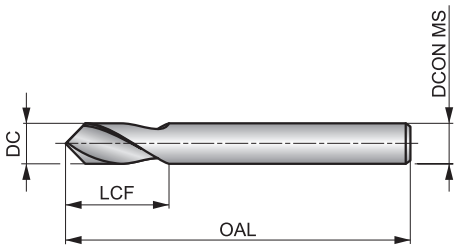

HM	WORK NORM	1×D
90°	Bright	
λ 20-35°	R	DC h6

工件材料组的适用性，线速度(m/min)的起始值和进料Alpha代码。表与饲料每转可以找到从页66开始。

P1.1	P1.2	P1.3	P2.1	P2.2	P2.3	P3.1	P3.2	P3.3	P4.1	P4.2	P4.3	M1.1	M1.2
■ 99 S	■ 111 S	■ 115 S	■ 85 S	■ 75 S	■ 66 S	■ 66 S	■ 53 S	■ 45 S	■ 40 S	■ 34 S	■ 27 S	■ 73 S	■ 61 S
M2.1	M2.2	M3.1	M3.2	K1.1	K1.2	K1.3	K2.1	K2.2	K2.3	K3.1	K3.2	K3.3	K4.1
■ 65 S	■ 53 S	■ 52 S	■ 45 S	■ 75 T	■ 56 T	■ 42 T	■ 68 T	■ 55 T	■ 44 T	■ 60 T	■ 46 T	■ 37 T	■ 55 T
K4.2	K4.3	K4.4	K4.5	K5.1	K5.2	K5.3	N1.1	N1.2	N1.3	N2.1	N2.2	N2.3	N3.1
■ 42 T	■ 31 T	■ 26 T	■ 22 T	■ 63 T	■ 47 T	■ 37 T	■ 200 V	■ 150 V	■ 100 V	■ 172 V	■ 155 V	■ 112 V	■ 423 V
N3.2	N3.3	N4.1	N4.2	S1.1	S1.2	S1.3	S2.1	S2.2	S3.1	S3.2	S4.1	S4.2	H1.1
■ 250 V	■ 125 V	■ 60 X	■ 100 V	■ 45 T	■ 35 T	■ 25 S	■ 40 S	■ 28 S	■ 30 S	■ 20 S	■ 23 S	■ 16 S	■ 56 S
H2.1	H2.2	H3.1	H3.2										
◪ 33 S	◪ 36 S	◪ 37 S	◪ 30 S										

产品	DC (mm)	DC (inch)	LCF (mm)	OAL (mm)	DCON MS (mm)
R1235.0	5.00	0.1969	16.0	62.0	5.00
R1236.0	6.00	0.2362	17.0	66.0	6.00
R1238.0	8.00	0.3150	22.0	79.0	8.00
R12310.0	10.00	0.3937	26.0	89.0	10.00
R12312.0	12.00	0.4724	30.0	102.0	12.00
R12316.0	16.00	0.6299	34.0	115.0	16.00
R12320.0	20.00	0.7874	40.0	131.0	20.00

R125



150°合金定心钻，氮铝化钛涂层
精密设计的钻尖角提供了一个精确的引导，便于后续钻孔的定心，150°的钻尖角有助于自定心并减少钻入材料的切削力，氮铝化钛涂层提高了性能并延长了刀具寿命，适用于多种材料的切削。

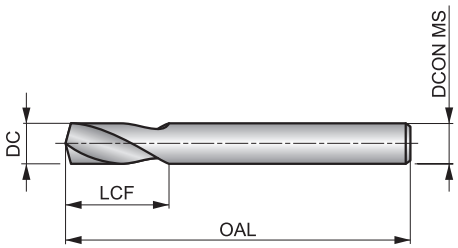

HM	WORK NORM	1×D
150°	TiAlN	
λ 20-35°	R	DC h6

工件材料组的适用性，线速度(m/min)的起始值和进料Alpha代码。表与饲料每转可以找到从页66开始。

P1.1	P1.2	P1.3	P2.1	P2.2	P2.3	P3.1	P3.2	P3.3	P4.1	P4.2	P4.3	M1.1	M1.2
■119 S	■134 S	■138 S	■102 S	■90 S	■80 S	■81 S	■65 S	■55 S	■48 S	■41 S	■34 S	■82 S	■70 S
M2.1	M2.2	M3.1	M3.2	K1.1	K1.2	K1.3	K2.1	K2.2	K2.3	K3.1	K3.2	K3.3	K4.1
■73 S	■60 S	■58 S	■50 S	■80 T	■59 T	■44 T	■86 T	■70 T	■56 T	■76 T	■58 T	■47 T	■71 T
K4.2	K4.3	K4.4	K4.5	K5.1	K5.2	K5.3	N1.1	N1.2	N1.3	N2.1	N2.2	N2.3	N3.1
■53 T	■39 T	■33 T	■28 T	■80 T	■60 T	■46 T	■200 V	■150 V	■100 V	■172 V	■155 V	■112 V	■423 V
N3.2	N3.3	N4.1	N4.2	S1.1	S1.2	S1.3	S2.1	S2.2	S3.1	S3.2	S4.1	S4.2	H1.1
■250 V	■125 V	■60 X	■100 V	■55 T	■45 T	■35 S	■53 S	■42 S	■40 S	■30 S	■31 S	■24 S	■56 S
H2.1	H2.2	H3.1	H3.2										
◪33 S	◪36 S	◪37 S	◪30 S										

DCON MS公差h6

产品	DC (mm)	LCF (mm)	OAL (mm)	DCON MS (mm)
R1255.0	5.00	16.0	62.0	5.00
R1256.0	6.00	17.0	66.0	6.00
R1258.0	8.00	22.0	79.0	8.00
R12510.0	10.00	26.0	89.0	10.00
R12512.0	12.00	30.0	102.0	12.00
R12516.0	16.00	34.0	115.0	16.00

R6011

90°合金定心钻，氮铝化钛涂层
精密设计的钻尖角提供了一个精确的引导，便于后续钻孔的定心，90°的钻尖角有助于自定心并减少钻入材料的切削力，氮铝化钛涂层提高了性能并延长了刀具寿命，适用于多种材料的切削。

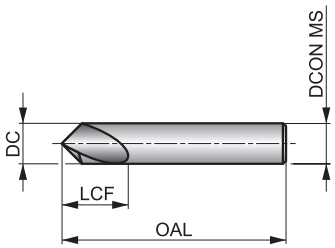

HM	WORK NORM	1×D
90°	TiAlN	DIN 6535HA
λ 20-35°	R	DC h6

工件材料组的适用性，线速度(m/min)的起始值和进料Alpha代码。表与饲料每转可以找到从页66开始。

P1.1	P1.2	P1.3	P2.1	P2.2	P2.3	P3.1	P3.2	P3.3	P4.1	P4.2	P4.3	M1.1	M1.2
■ 119 S	■ 134 S	■ 138 S	■ 102 S	■ 90 S	■ 80 S	■ 81 S	■ 65 S	■ 55 S	■ 48 S	■ 41 S	■ 34 S	■ 82 S	■ 70 S
M2.1	M2.2	M3.1	M3.2	K1.1	K1.2	K1.3	K2.1	K2.2	K2.3	K3.1	K3.2	K3.3	K4.1
■ 73 S	■ 60 S	■ 58 S	■ 50 S	■ 80 T	■ 59 T	■ 44 T	■ 86 T	■ 70 T	■ 56 T	■ 76 T	■ 58 T	■ 47 T	■ 71 T
K4.2	K4.3	K4.4	K4.5	K5.1	K5.2	K5.3	N1.1	N1.2	N1.3	N2.1	N2.2	N2.3	N3.1
■ 53 T	■ 39 T	■ 33 T	■ 28 T	■ 80 T	■ 60 T	■ 46 T	■ 200 V	■ 150 V	■ 100 V	■ 172 V	■ 155 V	■ 112 V	■ 423 V
N3.2	N3.3	N4.1	N4.2	S1.1	S1.2	S1.3	S2.1	S2.2	S3.1	S3.2	S4.1	S4.2	H1.1
■ 250 V	■ 125 V	■ 60 X	■ 100 V	■ 55 T	■ 45 T	■ 35 S	■ 53 S	■ 42 S	■ 40 S	■ 30 S	■ 31 S	■ 24 S	■ 56 S
H2.1	H2.2	H3.1	H3.2										
◪ 33 S	◪ 36 S	◪ 37 S	◪ 30 S										

DCON MS公差h6

产品	DC (mm)	DC (inch)	LCF (mm)	OAL (mm)	DCON MS (mm)
R60116.0	6.00	0.2362	16.0	50.0	6.00
R601110.0	10.00	0.3937	25.0	70.0	10.00
R601116.0	16.00	0.6299	26.0	90.0	16.00

R200



118°合金中心钻带60°倒角，表面光亮处理
118°的钻尖和60°的沉孔，推荐用于在工件轴的端部钻一个高精度孔，以便工件轴在正式加工前安全地固定。两端均可使用的双头钻提高了刀具的加工效率，可用于所有数控机床，适用于多种材料的切削。

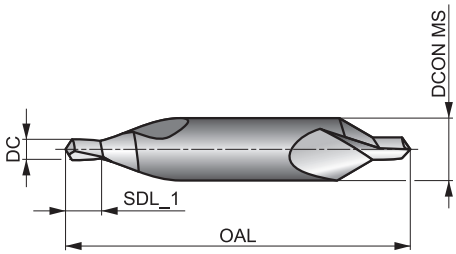

HM	DIN 333A	1×D
60°	Bright	
R		

工件材料组的适用性，线速度(m/min)的起始值和进料Alpha代码。表与饲料每转可以找到从页66开始。

P1.1	P1.2	P1.3	P2.1	P2.2	P2.3	P3.1	P3.2	P3.3	P4.1	P4.2	P4.3	K1.1	K1.2
60 H	67 H	69 H	51 H	45 F	40 D	44 E	36 E	30 D	26 E	22 D	18 C	40 H	30 E
K1.3	**K2.1**	**K2.2**	**K2.3**	**K3.1**	**K3.2**	**K3.3**	**K4.1**	**K4.2**	**K4.3**	**K4.4**	**K4.5**	**K5.1**	**K5.2**
22 E	37 D	30 D	24 D	33 D	25 D	20 D	30 D	23 D	17 D	14 D	12 D	34 D	26 D
K5.3	**N1.1**	**N1.2**	**N1.3**	**N2.1**	**N2.2**	**N2.3**	**N3.1**	**N3.2**	**N3.3**				
20 D	120 I	90 I	60 H	154 G	138 G	100 G	169 G	100 H	50 F				

产品	DC (mm)	DC (inch)	SDL_1 (mm)	OAL (mm)	DCON MS (mm)
R2001.0X3.15	1.00	0.0394	1.7 - 1.3	31.0	3.15
R2001.25X3.15	1.25	0.0492	2.0 - 1.6	31.0	3.15
R2001.6X4.0	1.60	0.0630	2.6 - 2.0	35.0	4.00
R2002.0X5.0	2.00	0.0787	3.1 - 2.5	40.0	5.00
R2002.5X6.3	2.50	0.0984	3.8 - 3.1	45.0	6.30
R2003.15X8.0	3.15	0.1240	4.6 - 3.9	50.0	8.00
R2004.0X10.0	4.00	0.1575	5.9 - 5.0	55.0	10.00
R2005.0X12.5	5.00	0.1969	7.2 - 6.3	63.0	12.50

R7131

合金内冷阶梯钻，氮铝化钛涂层
多功能钻头，具有特殊的导向直径和导向长度，以满足公制螺纹的孔径尺寸和深度，一道工序完成钻孔和倒角能够减少节拍时间和刀具库存，140°的钻尖角和90°的倒角，氮铝化钛涂层提高了切削性能并延长了刀具寿命，适用于多种材料的切削。

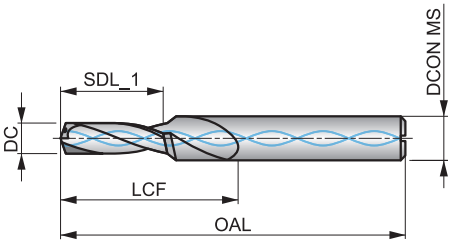

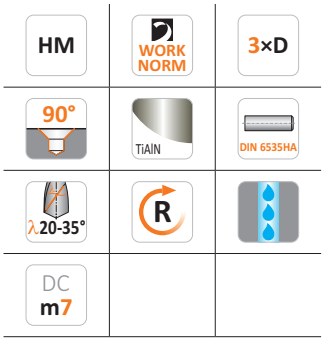

工件材料组的适用性，线速度(m/min)的起始值和进料Alpha代码。表与饲料每转可以找到从页66开始。

P1.1	P1.2	P1.3	P2.1	P2.2	P2.3	P3.1	P3.2	P3.3	P4.1	P4.2	M1.1	M1.2	M2.1
139 W	156 W	161 W	119 W	105 W	93 V	96 V	77 V	65 V	57 V	48 V	62 V	52 V	55 V
M2.2	**M3.1**	**M3.2**	**M3.3**	**M4.1**	**K1.1**	**K1.2**	**K1.3**	**K2.1**	**K2.2**	**K2.3**	**K3.1**	**K3.2**	**K3.3**
45 V	47 V	40 V	36 U	35 U	90 W	67 W	50 W	92 V	75 V	60 V	82 V	62 V	50 V
K4.1	**K4.2**	**K4.3**	**K4.4**	**K4.5**	**K5.1**	**K5.2**	**K5.3**	**N1.1**	**N1.2**	**N1.3**	**N2.1**	**N2.2**	**N2.3**
76 V	57 V	42 V	36 V	30 V	86 V	64 V	50 V	250 W	188 W	125 W	308 V	277 V	200 V
N3.1	**N3.2**	**N3.3**											
373 W	220 W	110 W											

DCON MS公差h6

产品	DC (mm)	DC (inch)	SDL_1 (mm)	LCF (mm)	OAL (mm)	DCON MS (mm)	TDZ
R71313.3	3.30	0.1299	11.40	20.0	66.0	6.00	M4
R71314.2	4.20	0.1654	13.60	24.0	66.0	6.00	M5
R71315.0	5.00	0.1969	16.50	28.0	79.0	8.00	M6
R71316.8	6.80	0.2677	21.00	34.0	89.0	10.00	M8
R71318.5	8.50	0.3346	25.50	47.0	102.0	12.00	M10
R713110.2	10.20	0.4016	30.00	55.0	107.0	14.00	M12
R713110.4	10.40	0.4094	30.00	55.0	107.0	14.00	M12

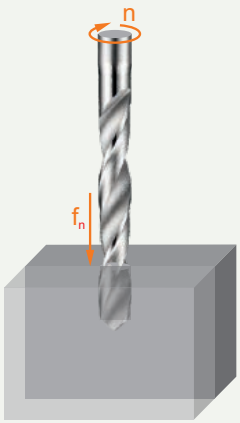

每转进给量f_n(毫米/转) 。
根据工况, 可能需要将这些值调整为 ± 25% 。

如何使用此表格查找每转进给量f_n:

1. 在产品页找到您的字母代码 (例如: 46J、“**J**” 是字母代码) 。
2. 在表格第一行找到与您切削应用最接近的直径。
3. 在表格左列找到您的字母代码。
4. 直径和字母代码的交点 (单元格) 是每转进给量f_n。

每转进给量 (毫米/转)	ø DC (毫米)																		
	0.15	0.5	1.0	2.0	3.0	4.0	5.0	6.0	8.0	10.0	12.0	15.0	16.0	20.0	25.0	30.0	40.0	50.0	100
A	0.003	0.006	0.012	0.023	0.029	0.032	0.036	0.042	0.054	0.062	0.069	0.082	0.086	0.110	0.125	0.135	0.155	0.175	0.263
B	0.004	0.007	0.014	0.028	0.037	0.041	0.046	0.053	0.067	0.080	0.090	0.103	0.108	0.135	0.153	0.165	0.188	0.208	0.312
C	0.004	0.008	0.015	0.032	0.044	0.050	0.056	0.064	0.080	0.098	0.110	0.125	0.130	0.160	0.180	0.195	0.220	0.240	0.360
D	0.004	0.008	0.016	0.038	0.053	0.060	0.068	0.078	0.098	0.119	0.130	0.149	0.155	0.188	0.210	0.228	0.253	0.275	0.413
E	0.004	0.009	0.017	0.043	0.062	0.071	0.080	0.092	0.115	0.140	0.150	0.173	0.180	0.215	0.240	0.260	0.285	0.310	0.465
F	0.005	0.009	0.018	0.050	0.073	0.084	0.095	0.109	0.138	0.165	0.178	0.202	0.210	0.248	0.275	0.295	0.320	0.343	0.515
G	0.005	0.010	0.019	0.056	0.084	0.096	0.109	0.126	0.160	0.190	0.205	0.231	0.240	0.280	0.310	0.330	0.355	0.375	0.563
H	0.005	0.010	0.020	0.066	0.102	0.116	0.130	0.150	0.190	0.228	0.243	0.271	0.280	0.320	0.355	0.375	0.398	0.418	0.627
I	0.005	0.011	0.021	0.076	0.119	0.134	0.150	0.173	0.220	0.265	0.280	0.310	0.320	0.360	0.400	0.420	0.440	0.460	0.690
J	0.006	0.012	0.024	0.084	0.135	0.152	0.170	0.197	0.250	0.298	0.315	0.349	0.360	0.405	0.445	0.465	0.485	0.503	0.755
K	0.007	0.013	0.026	0.092	0.150	0.170	0.190	0.220	0.280	0.330	0.350	0.388	0.400	0.450	0.490	0.510	0.530	0.545	0.818
L	0.007	0.014	0.028	0.101	0.165	0.186	0.208	0.240	0.305	0.360	0.385	0.419	0.430	0.485	0.525	0.545	0.568	0.588	0.882
M	0.008	0.015	0.030	0.110	0.180	0.202	0.225	0.260	0.330	0.390	0.420	0.450	0.460	0.520	0.560	0.580	0.605	0.630	0.945
N	0.008	0.016	0.032	0.119	0.195	0.218	0.242	0.280	0.355	0.420	0.455	0.481	0.490	0.555	0.595	0.615	0.642	0.672	1.008
S	0.002	0.004	0.008	0.014	0.020	0.025	0.030	0.037	0.050	0.080	0.100	0.123	0.130	0.150	0.170	0.190	0.220	0.240	–
T	0.004	0.008	0.015	0.028	0.040	0.050	0.060	0.070	0.090	0.110	0.130	0.160	0.170	0.190	0.210	0.230	0.260	0.275	–
U	0.007	0.013	0.026	0.048	0.070	0.080	0.090	0.107	0.140	0.170	0.200	0.223	0.230	0.240	0.270	0.300	0.360	0.375	–
V	0.010	0.019	0.038	0.069	0.100	0.115	0.130	0.153	0.200	0.250	0.280	0.310	0.320	0.340	0.400	0.440	0.510	0.530	–
W	0.012	0.025	0.049	0.089	0.130	0.150	0.170	0.200	0.260	0.330	0.380	0.418	0.430	0.450	0.470	0.490	0.520	0.540	–
X	0.014	0.028	0.056	0.103	0.150	0.180	0.210	0.250	0.330	0.420	0.480	0.533	0.550	0.580	–	–	–	–	–
Y	0.017	0.034	0.068	0.124	0.180	0.220	0.260	0.317	0.430	0.550	0.700	0.700	0.700	0.740	–	–	–	–	–
Z	0.024	0.047	0.094	0.172	0.250	0.325	0.400	0.533	0.800	1.000	1.100	1.175	1.200	1.200	–	–	–	–	–

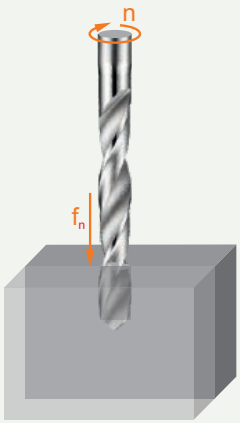

每转进给量f_n(毫米/转）。
根据工况，可能需要将这些值调整为 ± 25%。

如何使用此表格查找每转进给量f_n：

1. 在产品页找到您的字母代码（例如：46J、“**J**” 是字母代码）。
2. 在表格第一行找到与您切削应用最接近的直径。
3. 在表格左列找到您的字母代码。
4. 直径和字母代码的交点（单元格）是每转进给量f_n。

每转进给量（毫米/转）	ø DC (毫米)											
	0.70	0.80	0.90	1.00	1.10	1.20	1.30	1.40	1.50	1.60	1.70	1.80
C	0.011	0.012	0.014	0.015	0.017	0.018	0.020	0.022	0.024	0.025	0.027	0.029
D	0.011	0.013	0.014	0.016	0.018	0.020	0.023	0.025	0.027	0.029	0.031	0.034
E	0.012	0.014	0.015	0.017	0.020	0.022	0.025	0.027	0.030	0.033	0.035	0.038
F	0.013	0.014	0.016	0.018	0.021	0.024	0.028	0.031	0.034	0.037	0.040	0.044
G	0.013	0.015	0.017	0.019	0.023	0.026	0.030	0.034	0.038	0.041	0.045	0.049
H	0.014	0.016	0.018	0.020	0.025	0.029	0.034	0.038	0.043	0.048	0.052	0.057
J	0.017	0.019	0.022	0.024	0.030	0.036	0.042	0.048	0.054	0.060	0.066	0.072
L	0.020	0.022	0.025	0.028	0.035	0.043	0.050	0.057	0.065	0.072	0.079	0.086
U	0.018	0.021	0.023	0.026	0.028	0.030	0.033	0.035	0.037	0.039	0.041	0.044
Y	0.048	0.054	0.061	0.068	0.074	0.079	0.085	0.090	0.096	0.102	0.107	0.113
	ø DC (毫米)											
	1.90	2.00	2.10	2.20	2.30	2.40	2.50	2.60	2.70	2.80	2.90	2.95
C	0.030	0.032	0.033	0.034	0.036	0.037	0.038	0.039	0.040	0.042	0.043	0.043
D	0.036	0.038	0.040	0.041	0.042	0.044	0.045	0.047	0.048	0.050	0.051	0.052
E	0.040	0.043	0.045	0.047	0.049	0.051	0.053	0.054	0.056	0.058	0.060	0.061
F	0.047	0.050	0.052	0.055	0.057	0.059	0.062	0.064	0.066	0.068	0.071	0.072
G	0.052	0.056	0.059	0.062	0.064	0.067	0.070	0.073	0.076	0.078	0.081	0.083
H	0.061	0.066	0.070	0.073	0.077	0.080	0.084	0.088	0.091	0.095	0.098	0.100
J	0.078	0.084	0.089	0.094	0.099	0.104	0.110	0.115	0.120	0.125	0.130	0.132
L	0.094	0.101	0.107	0.114	0.120	0.127	0.133	0.139	0.146	0.152	0.159	0.162
U	0.046	0.048	0.050	0.052	0.055	0.057	0.059	0.061	0.063	0.066	0.068	0.069
Y	0.118	0.124	0.130	0.135	0.141	0.146	0.152	0.158	0.163	0.169	0.174	0.177

ISO组		WMG（加工材料组）			硬度 (HB或HRC)	极限抗拉强度 (MPa)
P	P1	P1.1	易切削钢（可加工性较高的碳钢）	硫化	< 240 HB	≤ 830
		P1.2		硫化和磷化	< 180 HB	≤ 620
		P1.3		硫化/磷化和含铅	< 180 HB	≤ 620
	P2	P2.1	普通碳钢（主要由铁和碳组成的钢）	含<0.25%C	< 180 HB	≤ 620
		P2.2		含<0.55%C	< 240 HB	≤ 830
		P2.3		含>0.55%C	< 300 HB	≤ 1030
	P3	P3.1	合金钢（碳钢，合金含量≤10%）	退火	< 180 HB	≤ 620
		P3.2		硬化与回火	180 – 260 HB	> 620 ≤ 900
		P3.3			260 – 360 HB	> 900 ≤ 1240
	P4	P4.1	工具钢（特种合金钢，用于刀具、模具）	退火	< 26 HRC	≤ 900
		P4.2		硬化与回火	26 – 39 HRC	> 900 ≤ 1240
		P4.3			39 – 45 HRC	> 1240 ≤ 1450
M	M1	M1.1	铁素体不锈钢（直铬非硬化合金）		< 160 HB	≤ 520
		M1.2			160 – 220 HB	> 520 ≤ 700
	M2	M2.1	马氏体不锈钢（直铬可硬化合金）	退火	< 200 HB	≤ 670
		M2.2		淬火加回火	200 – 280 HB	> 670 ≤ 950
		M2.3		沉淀硬化	280 – 380 HB	> 950 ≤ 1300
	M3	M3.1	奥氏体不锈钢（铬镍和铬镍锰合金）		< 200 HB	≤ 750
		M3.2			200 – 260 HB	> 750 ≤ 870
		M3.3			260 – 300 HB	> 870 ≤ 1040
	M4	M4.1	奥氏体-铁素体（双相）或 高级奥氏体不锈钢		< 300 HB	≤ 990
		M4.2	沉淀硬化奥氏体不锈钢		300 – 380 HB	≤ 1320
K	K1	K1.1	灰口铸铁（ASTM A48）或汽车用灰铸铁（ASTM A159）（具有片状石墨微结构的铁碳铸件）	铁素体或铁素体-珠光体	< 180 HB	≤ 190
		K1.2		铁素体-珠光体或珠光体	180 – 240 HB	> 190 ≤ 310
		K1.3		珠光体	240 – 280 HB	> 310 ≤ 390
	K2	K2.1	可锻铸铁（ASTM A602）（无石墨结构的铁碳铸件）	铁素体	< 160 HB	≤ 400
		K2.2		铁素体或珠光体	160 – 200 HB	> 400 ≤ 550
		K2.3		珠光体	200 – 240 HB	> 550 ≤ 660
	K3	K3.1	延性铸铁（ASTM A536）（有石墨结构的铁碳铸件）	铁素体	< 180 HB	≤ 560
		K3.2		铁素体或珠光体	180 – 220 HB	> 560 ≤ 680
		K3.3		珠光体	220 – 260 HB	> 680 ≤ 800
	K4	K4.1	奥氏体灰口铸铁（ASTM A436）（具有奥氏体片状石墨组织的铁碳合金铸件）		< 180 HB	≤ 190
		K4.2	奥氏体延性铸铁（ASTM A439或ASTM A571）（具有奥氏体球墨结构铁碳合金铸件）		< 240 HB	≤ 740
		K4.3	等温淬火球墨铸铁（ASTM A897）（具有奥氏体组织的铁碳合金铸件）		< 280 HB	> 840 ≤ 980
		K4.4			280 – 320 HB	> 980 ≤ 1130
		K4.5			320 – 360 HB	> 1130 ≤ 1280
	K5	K5.1	蠕墨铸铁CGI（ASTM A842）（具有蠕虫状石墨结构的铁碳铸件）	铁素体	< 180 HB	≤ 400
		K5.2		铁素体-珠光体	180 – 220 HB	> 400 ≤ 450
		K5.3		珠光体	220 – 260 HB	> 450 ≤ 500
N	N1	N1.1	工业纯锻铝		< 60 HB	≤ 240
		N1.2	锻铝合金	中硬质回火	60 – 100 HB	> 240 ≤ 400
		N1.3		全硬质回火	100 – 150 HB	> 400 ≤ 590
	N2	N2.1	铸铝合金		< 75 HB	≤ 240
		N2.2			75 – 90 HB	> 240 ≤ 270
		N2.3			90 – 140 HB	> 270 ≤ 440
	N3	N3.1	易切削铜合金材料，具有出色机械加工性能		–	–
		N3.2	短切屑铜合金，具有良好至中等的机械加工性能		–	–
		N3.3	电解铜和长切屑铜合金，具有中等至较差的机械加工性能		–	–
	N4	N4.1	热塑性聚合物		–	–
		N4.2	热固性聚合物		–	–
		N4.3	增强型聚合物或复合材料		–	–
	N5	N5.1	石墨		–	–
S	S1	S1.1	钛或钛合金		< 200 HB	≤ 660
		S1.2			200 – 280 HB	> 660 ≤ 950
		S1.3			280 – 360 HB	> 950 ≤ 1200
	S2	S2.1	铁基高温合金		< 200 HB	≤ 690
		S2.2			200 – 280 HB	> 690 ≤ 970
	S3	S3.1	镍基高温合金		< 280 HB	≤ 940
		S3.2			280 – 360 HB	> 940 ≤ 1200
	S4	S4.1	钴基高温合金		< 240 HB	≤ 800
		S4.2			240 – 320 HB	> 800 ≤ 1070
H	H1	H1.1	冷硬铸铁		< 440 HB	–
	H2	H2.1	硬化铸铁		< 55 HRC	–
		H2.2			> 55 HRC	–
	H3	H3.1	硬化钢 < 55 HRC		< 51 HRC	–
		H3.2			51 – 55 HRC	–
	H4	H4.1	硬化钢 > 55 HRC		55 – 59 HRC	–
		H4.2			> 59 HRC	–

DORMER PRAMET™

每一步都精准无误

无论现在还是将来，我们都将共同努力，
让世界继续运转。我们期望助力行业树立信心，
使其能随时随地获取正确的建议。工具和培训。
每一步都精准无误，帮助我们的客户实现今天的
目标，并为明天做好准备。

需要帮助？联系销售支持

下载我们的应用程序

图书馆应用程序

计算器应用程序

Certainty at every turn™